



Erem®



Swiss  
Made








# Catalog

High precision tweezers,  
cutters and pliers

 **COOPER** Hand Tools





<b>Erem Tools</b>		<b>4-5</b>			
	Precision Made in Switzerland	4-5			
	<b>Tweezers</b>		<b>6-29</b>		
	Erem impresses	8-9			
	Special applications	10-11			
	Tweezers with pointed tips	12-19			
	Tweezers with flat round tips	20			
	Tweezers with ergonomic handles	21			
	SMD tweezers	22-24			
	Locking gripping tweezers	25			
	Wafer tweezers	26-27			
	Cutting tweezers	27			
	Stripping tweezers	28			
	Extraction tweezers	29			
	<b>Cutters</b>		<b>30-69</b>		
	Erem impresses	32-33			
	Choosing the right tool	34-39			
	Special applications	40-41			
	Series 600 Micro cutters	42-45			
	Series 2400 MagicSense cutters	46-49			
	Series 500 Medium cutters	50-55			
	Series 800 Maxi cutters	56-59			
	Tungsten-carbide cutters	60-63			
	Special applications	64-65			
	Pneumatic side cutters and tip cutters	66-67			
	Distance cutters	68-69			
	<b>Pliers</b>		<b>70-81</b>		
	Erem pliers	72-75			
	Stripping pliers	76-77			
	Forming pliers	78-81			
	<b>Special tools</b>		<b>82-91</b>		
	IC and SMD tools	84-85			
	Fibre optic tools	86-87			
	Vacuum micromanipulator	88-91			
	<b>Kits</b>		<b>92-101</b>		
	<b>Index</b>		<b>102</b>		
	<b>Key</b>		<b>103</b>		

# Erem Tools – Precision Made in Switzerland





The quality and performance of our Erem precision tools are the product of more than 40 years of development and know-how. Made in Switzerland, Erem tools are the result of constant product development and innovation to meet customer demands and the requirements of modern manufacturing techniques.

Constantly changing market developments encourage Erem to design and manufacture forward looking tools for applications in the fields of electronics, aviation / aero-space, biology, medical accessories, the watch industry and telecommunications.

Erem tools enjoy the deserved high reputation of Swiss precision manufacture and our expertise, combined with ease of use and operator comfort make them an ideal partner in global manufacturing processes.

Erem is a branch of Cooper Hand Tools whose European headquarters are located in Besigheim, Germany.

Cooper Hand Tools is a subsidiary of Cooper Industries, headquartered in Houston Texas, has a global workforce of 35,000 and achieved sales of \$5 billion US.

# Erem Tweezers

Erem manufacture a wide range of tweezers. The combination of expert manufacture, symmetry and balance give Erem tweezers their renowned reputation for precision and the highest quality.

- Pointed tips for precision work
- Ergonomically shaped handles prevent hand fatigue
- Large selection of matching SMD tweezers and cutting tweezers for individual applications





# Erem impresses

Erem manufactures a wide range of precision tweezers. The range covers tweezers made from hardened steel, stainless steel, non-magnetic acid resistant stainless steel, titanium, brass, nickel silver and nickel-plated tweezers. Tweezer tips can be serrated or smooth metal, or made from synthetic ESD safe material to prevent damage to fragile surfaces.

In addition to SMD and stripping tweezers, the range includes special gripping tweezers, which enable particularly fine wires or insulated optical fibres to be held and manipulated.

Erem can make to order tweezers for specialised applications. The combination of precision-manufactured, symmetrical tips and perfect balance make Erem tweezers outstanding high-precision tools of the highest quality.

## Material

The choice of which tweezers to use will depend as much on the material it is made from as the function it carries out:

### Hardened steel

Tweezers made from hardened steel are typified by their particularly hard tips, which ensure great durability. The tweezers are magnetic and the material is not non-rusting.

### Stainless steel

Tweezers made from stainless steel have robust tips and are non-rusting. The material is less hard than hardened steel.

Stainless-steel tweezers have the identification letter "S" in their order numbers.

### Erem special stainless steel

This alloy is non-magnetic. The tweezers are non-rusting, acid-proof and heat-resistant up to 300°C (512°F).

Tweezers made from special stainless steel tweezers have the identification letter "SA" in their order numbers.

### Titanium

Titanium tweezers are light weight and resistant to high temperatures.





## Coating

Only Erem offers tweezers with a special Pyroplast coating.



### Advantages:

- Heat-resistant up to 500°C (932°F), almost twice as high as Teflon® or Cralon
- No capillary effect on tips, e.g. while soldering (non-stick property)
- No contamination caused by positive or negative charge
- Water-resistant
- Radiation-resistant
- Thickness of coating 60-80 μ

The Pyroplast coating is not available on all Erem tweezers.

It is made to order and requires a minimum order quantity.

Please contact your nearest sales office for more information.

## Ergonomic

Erem has developed a series of tweezers with ergonomic handles to reduce the risk of Repetitive Strain Injuries (RSI) to the hands.

The identification letter in the order number is "E".



### Erem also offers two further innovative tweezers with ergonomically shaped handles:

- E15AGW cutting tweezers with hardened cutting edges for increased service life
- EOODSA precision tweezers with straight strong tips which are inside-serrated for secure handling




### Advantages:

- Ergonomically shaped handles reduce Carpal Tunnel Syndrome (CTS) and early hand fatigue
- Two-color, thermally insulated soft-grip handles made from soft foam material ensure high user comfort
- Manufactured from non-magnetic, acid-proof and stainless steel alloy
- ESD-safe

# Special applications

The quality and performance of Erem precision tweezers are the result of more than 40 years of development and know-how.

Erem is one of the leaders in the development of high-precision tools for a wide variety of applications in electronics, aeronautical engineering, light engineering, telecommunications, laboratory technology, medicine and the jewelry, watchmaking and goldsmith industries.



## Tweezers for biology and laboratory applications



Erem micro-tweezers are suitable for use in biology (e.g. model 5MBS, 5FSA or M5S).

These tweezers with very pointed tips enable confined spaces to be accessed and offer excellent visibility when performing precision work and when working under a microscope.

High precision tweezers are particularly suitable for analysis applications and the handling of tissues, fine threads and other very small objects.


## Tweezers for use in the jewelry industry

These stainless steel tweezers with Teflon® coated tips (e.g. type 2ASASLT) are particularly suited for use in the jewelry industry. They are robust and the Teflon® coated tips are non stick.

Titanium tweezers type like 3CTA are also ideal for this application. Their lightweight maintains fingertip control over extended working periods and their resistance to high temperatures allows them to be used where gas flames might be encountered.



## Tweezers for use in light engineering and dental applications

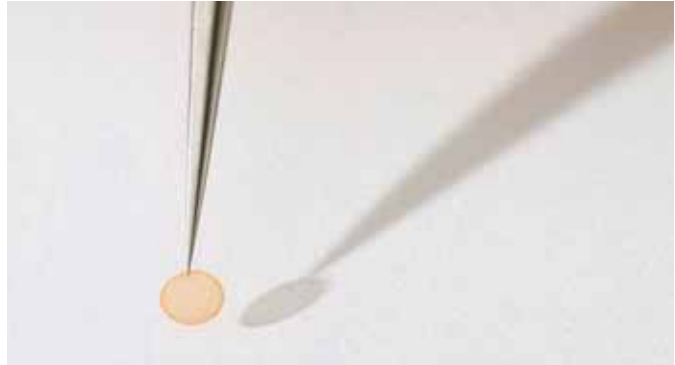


Erem offers special gripping pliers for applications in light engineering. The lockable gripping tweezers type 940AS can withstand a tensile force of 5 kg and can securely hold small wires.

The stainless steel construction allows the tweezers to be sterilised in an autoclave.

# Tweezers


## Precision tweezers: Pointed tips straight



- For applications in microelectronics, jewelry-making, watchmaking, medicine and laboratory technology
- Suitable for delicate standard applications and precision work on small components or wires
- For all models with the suffix SA or SASL in the order number: Special stainless steel, non-magnetic, non-rusting, acid-proof, heat-resistant
- For all models with the suffix S in the order number: Stainless steel, robust tips, non-rusting, non-reflecting surface


 80 mm/3.150 Inch

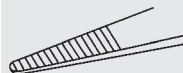


Model		Description
M5S	6 g 0.21 oz.	Micro-tweezers, very pointed tips, e.g. for precision work under a microscope.

 108 mm/4.252 Inch



Model		Description
ACSA	16 g 0.56 oz.	Precision tweezers with serrated finger grips for secure handling. For precise bending and holding of components or wires.
20AS	12 g 0.42 oz.	Precision tweezers with serrated finger grips and inside-serrated tips for secure handling. Guide pin to avoid overlapping of tips. For precise bending and holding of components or wires.

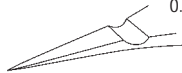


## Precision tweezers: Pointed tips straight

### 110 mm/4.331 Inch



Model		Description
3CS	11 g 0.39 oz.	Precision tweezers with long tips for precision work on printed-circuit boards.
3CSA	11 g 0.39 oz.	Precision tweezers, standard model for delicate work.
3CSASL	11 g 0.39 oz.	Same as 3CSA, but economy model.
3CTA	8 g 0.28 oz.	Model same as 3CSA, but made from titanium: non-magnetic, very heat-resistant and very light.
53CSA	11 g 0.39 oz.	Precision tweezers with anti-crush feature. Prevents damage to sensitive components. Tweezers relieved at front for secure handling.



### 120 mm/4.724 Inch




Model		Description
3SA	14 g 0.49 oz.	Precision tweezers with pointed tips for work in microelectronics.
3SASL	14 g 0.49 oz.	Same as 3SA, but economy model.
1SA	14 g 0.49 oz.	Precision tweezers with pointed tips for standard applications.
1SASL	14 g 0.49 oz.	Same as 1SA, but economy model.
00SA	20 g 0.71 oz.	Precision tweezers with pointed tips. Very robust. Suitable for standard applications, e.g. for assembly in electronics.

# Tweezers

## Precision tweezers: Pointed tips straight


 120 mm/4.724 Inch



Model		Description
00SASL*	20 g 0.71 oz.	Same as OOSA, but economy model.
00CSA	18 g 0.64 oz.	Model same as OOSA, but with shorter tips.
00BSA	20 g 0.71 oz.	Model same as OOSA, but with serrated finger grips for secure handling.
00DSA	20 g 0.71 oz.	Model same as OOSA, but with serrated finger grips and inside-serrated tips for secure handling.
64SA	17 g 0.60 oz.	Precision tweezers with pointed tips and serrated finger grips for secure handling.
11N	17 g 0.60 oz.	Precision tweezers with medium-pointed tips for use on soft components. <b>Nickel-silver</b> , non-magnetic.
AAZ*	16 g 0.56 oz.	Precision tweezers with medium-pointed tips, <b>nickel-plated</b> . Suitable for electronic assembly tasks.

 125 mm/4.921 Inch



Model		Description
AAS	16 g	Precision tweezers with fine but robust tips.
AASA	16 g	Precision tweezers with fine but robust tips for standard applications.
AASASL*	16 g	Same as AASA, but economy model.

\*Not available in North America

## Precision tweezers: Pointed tips straight

125 mm/4.921 Inch



Model		Description
AM	17 g 0.60 oz.	Precision tweezers made from <b>brass</b> . The soft metal protects sensitive components against damage. No sparks.

130 mm/5.118 Inch



Model		Description
249SA	20 g 0.71 oz.	Precision tweezers with pointed synthetic tips (PPS) and serrated finger grips for secure handling. Volume resistance 16 Ω/cm. Heat-resistant up to 250°C (480°F). Resistant to acids and molten soldering tin. Water-repellent.
249CER*	24 g 0.84 oz.	Same as 249SA, but with ceramic tips. Heat-resistant up to 900°C (1500°F).

140 mm/5.512 Inch



Model		Description
RRS	30 g 1.05 oz.	Precision tweezers with strong tips for heavy-duty applications.
SSSA	11 g 0.39 oz.	Precision tweezers with long, narrow grips and low tension, responds to minimal pressure. The long grips allow precision work close to heat sources.

150 mm/5.906 Inch



Model		Description
29SA	26 g 0.92 oz.	Reverse-action tweezers with wide, rounded tips. For holding parts by reverse clamping action. Insulated handles, e.g. for protecting against heat.

160 mm/6.299 Inch

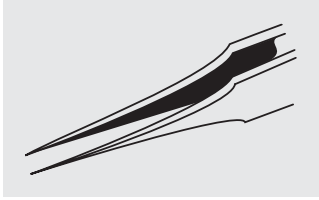


Model		Description
21SA	23 g 0.81 oz.	Precision tweezers with medium-pointed tips and serrated finger grips and inside-serrated tips for secure handling. Very robust. The long grips allow precision work close to heat sources.

\*Not available in North America

# Tweezers

## Precision tweezers: Pointed tips straight relieved




- For precision work e.g. under a microscope
- Relieved shape facilitates excellent access to the most confined spaces
- For all models with the suffix SA or SASL in the order number: Special stainless steel, non-magnetic, non-rusting, acid-proof, heat-resistant
- For all models with the suffix S in the order number: Stainless steel, robust tips, non-rusting, non-reflecting surface




 90 mm/3.543 Inch



Model		Description
M4AS*	9 g 0.32 oz.	Micro-tweezers, very pointed tips, e.g. for working under a microscope.

 110 mm/4.331 Inch



Model		Description
4SA	13 g 0.46 oz.	Precision tweezers with very pointed tips.
4SASL	13 g 0.46 oz.	Same as 4SA, but economy model.

\*Not available in North America



## Precision tweezers: Pointed tips straight relieved

115 mm/4.528 Inch



Model		Description
5MBS*	12 g 0.42 oz.	Precision tweezers with extremely pointed tips (~ 0.03 x 0.07 mm/.002 Inch) for use in dissection procedures and working under a microscope. For use on soft materials only.
5FSA*	12 g 0.42 oz.	Precision tweezers with extremely pointed tips (~ 0.05 x 0.1 mm/.003 Inch) for use in dissection procedures and working under a microscope. For use on soft materials only.
5SA	12 g 0.42 oz.	Precision tweezers with very pointed tips, suitable for very fine wires.
5SASL	12 g 0.42 oz.	Same as 5SA, but economy model.
2SA	16 g 0.56 oz.	Precision tweezers with medium-pointed tips.
2SASL	16 g 0.56 oz.	Same as 2SA, but economy model.

120 mm/4.724 Inch

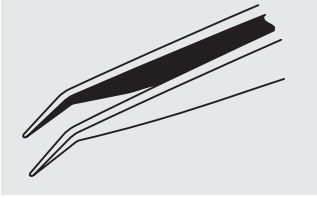


Model		Description
258SA	15 g 0.53 oz.	Precision tweezers with pointed synthetic tips (PPS) and serrated finger grips for secure handling. Volume resistance 16 Ω/cm. Heat-resistant up to 250°C (480°F). Resistant to acids and molten soldering tin. Water-repellent.

\*Not available in North America

# Tweezers

## Precision tweezers: Pointed tips bent




- For applications in biology, medicine, laboratory technology and microelectronics
- Bent shape facilitates access to confined spaces
- For all models with the suffix SA or SASL in the order number: Special stainless steel, non-magnetic, non-rusting, acid-proof, heat-resistant
- For all models with the suffix S in the order number: Stainless steel, robust tips, non-rusting, non-reflecting surface




 110 mm/4.331 Inch



Model		Description
3CBS	15 g 0.53 oz.	Precision tweezers, curved 40°, with pointed tips, for precision work such as assembly on printed-circuit boards.

 115 mm/4.528 Inch



Model		Description
5CSA	12 g 0.42 oz.	Precision tweezers, curved 30°, relieved. Pointed tips. Relieved shape at front of handle provides excellent visibility of the area to be worked on.
5BSA	12 g 0.42 oz.	Precision tweezers, curved 30°, relieved. Pointed tips. Relieved shape at front of handle provides excellent visibility of the area to be worked on.
51SA	12 g 0.42 oz.	Precision tweezers, curved 30°, relieved. Very pointed tips. Relieved shape at front of handle provides excellent visibility of the area to be worked on.

## Precision tweezers: Pointed tips bent

115 mm/4.528 Inch



Model		Description
51SASL	12 g 0.42 oz.	Same as 51SA, but economy model.
5ASA	12 g 0.42 oz.	Precision tweezers, lightly curved 15°, relieved. Very pointed tips, e.g. for installing small components.
5ASASL	12 g 0.42 oz.	Same as 5ASA, but economy model.

120 mm/4.724 Inch



Model		Description
7SA	15 g 0.53 oz.	Precision tweezers, curved, relieved, with pointed tips. Excellent handling in confined spaces.
7SASL	15 g 0.53 oz.	Same as 7SA, but economy model.

140 mm/5.512 Inch



Model		Description
65ASA	11 g 0.39 oz.	Precision tweezers, curved 50°. Very pointed tips. For working with extra-small chips and other miniature components.


150 mm/5.906 Inch



Model		Description
24SA	22 g 0.78 oz.	Precision tweezers, curved 40°, with robust pointed tips. Serrated finger grips and inside-serrated tips for secure handling. Guide pin to avoid overlapping of tips. Ideally suitable for soldering and assembly jobs.
30SA	26 g 0.92 oz.	Reverse-action tweezers, curved 30°, with robust pointed tips. Fibreglass handles for protection against heat. Reverse clamping action for comfortably holding parts. Particularly suitable for soldering and assembly jobs.

# Tweezers


## Precision tweezers: Flat round tips straight



- Suitable for all standard gripping applications and assembly jobs on printed-circuit boards, e.g. in the goldsmith and jewelry industries
- For all models with the suffix SA or SASL in the order number: Special stainless steel, non-magnetic, non-rusting, acid-proof, heat-resistant

 120 mm/4.724 Inch



Model		Description
2ASA	15 g 0.53 oz.	Precision tweezers with flat rounded tips for gripping small components. Tip width 2 mm/.078 Inch.
2ASASL	15 g 0.53 oz.	Same as 2ASA, but economy model.
2ASASLT*	16 g 0.56 oz.	Same as 2ASA, but with Teflon®-coated tips for non-stick holding of self-adhesive parts.
2ASARU	16 g 0.56 oz.	Same as 2ASA, but with coated tips for non-stick holding of self-adhesive parts.
25SA	15 g 0.53 oz.	Precision tweezers with flat, round tips slightly wider than the 2ASARU model. Serrated finger grips for secure handling. For standard gripping jobs.
52ASA	15 g 0.53 oz.	Precision tweezers with pointed, rounded and flexibly movable tips. Prevents damage to sensitive components.



\*Not available in North America

## Precision tweezers with ergonomic handles

- This series offers models with thin shaped tips to suit every application
- Ergonomically shaped handles reduce hand fatigue and facilitates comfortable working
- Thermally insulated, soft foam handles, ESD-safe
- For all models with the suffix SA in the order number: Special stainless steel, non-magnetic, non-rusting, acid-proof, heat-resistant



120 mm / 4.724 Inch




Model		Description
E5SA	25 g 0.88 oz.	Ergonomic precision tweezers with straight, very pointed tips for gripping fine wires.
E3CSA	25 g 0.88 oz.	Ergonomic precision tweezers with long, straight and pointed tips, e.g. for assembly jobs on printed-circuit boards.
E00SA	30 g 1.05 oz.	Ergonomic precision tweezers with straight, strong tips for standard applications. Very robust.
E00DSA	30 g 1.05 oz.	Model same as E00SA, but with inside-serrated tips.
E7SA	28 g 0.99 oz.	Ergonomic precision tweezers with curved strong tips, e.g. for working in confined spaces.
E2ASA	28 g 0.99 oz.	Ergonomic precision tweezers with straight, flat and rounded tips for simple gripping jobs. Tip width 2 mm / .078 Inch.
E15AGW	30 g 1.05 oz.	Cutting tweezers, carbon-steel tips.

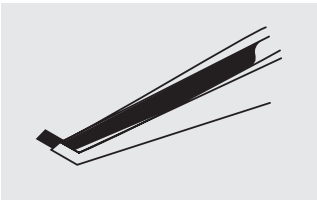
# Tweezers

## SMD tweezers

- High-quality precision tweezers for SMD jobs with different designs (chip, MELFs, mini MELFs)
- Blunted edges prevent damage to printed-circuit boards



## SMD tweezers – Angled tips



- Suitable for perfect handling of chips and miniature components
- Suitable for assembling SMD printed-circuit boards or ceramic substrates
- Bent shape facilitates optimum access to confined spaces and provides excellent visibility of the area to be worked on
- For all models with the suffix CA in the order number: Special stainless steel, non-magnetic, non-rusting, acid-proof, heat-resistant

 115 mm / 4.528 Inch



### Model

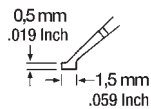


### Description

102ACA

15 g  
0.53 oz.

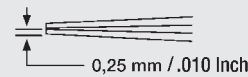
SMD tweezers, angled 45°, with pointed tips for vertical application.



102ACAX

14 g  
0.49 oz.

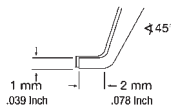
Model same as 102ACA, but reverse clamping action for easy holding.



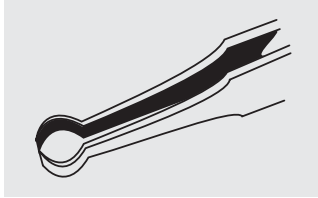
103ACA

15 g  
0.53 oz.

SMD tweezers, angled 45°, with slightly wider tips for vertical application.



## SMD tweezers – Round tips straight



- Suitable for gripping and holding round components and wires
- Blunted edges prevent damage to printed-circuit boards
- For all models with the suffix SA in the order number: Special stainless steel, non-magnetic, non-rusting, acid-proof, heat-resistant

110 mm/4.331 Inch



Model		Description
39SA	15 g 0.53 oz.	SMD tweezers with round tips, dia. 0.3 mm/.011 Inch. Serrated finger grips for secure handling. For gripping small wires and cylindrical components.
40SA	15 g 0.53 oz.	SMD tweezers with round tips, dia. 0.4 mm/.015 Inch. Serrated finger grips for secure handling. For gripping small wires and cylindrical components.

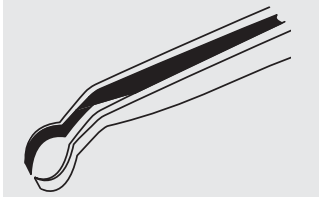
120 mm/4.724 Inch



Model		Description
150SAMF	13 g 0.46 oz.	SMD tweezers with round, very narrow tips, dia. 1.2 – 2.5 mm/.047 – .098 Inch. Serrated finger grips for secure handling. For gripping cylindrical components, mini MELFs, etc.
150SAD	 13 g 0.46 oz.	SMD tweezers with round tips, dia. 1.5 – 3 mm/.059 – .118 Inch. Serrated finger grips for secure handling. For gripping cylindrical components, mini MELFs, etc.
150SA	 13 g 0.46 oz.	SMD tweezers with round tips, dia. 1.5 – 3 mm/.059 – .118 Inch. Serrated finger grips for secure handling. For gripping cylindrical components.
151SA	 13 g 0.46 oz.	SMD tweezers with round tips, dia. 3 – 6 mm/.118 – .236 Inch. Serrated finger grips for secure handling. For gripping cylindrical components.

# Tweezers


## SMD tweezers – Round tips bent



- Suitable for gripping fine wires and cylindrical components
- Blunted edges prevent damage to printed-circuit boards
- For all models with the suffix SA in the order number: Special stainless steel, non-magnetic, non-rusting, acid-proof, heat-resistant

 115 mm/4.528 Inch



Model		Description
32BSA	17 g 0.60 oz.	SMD tweezers, angled 45°, with round tips, dia. 5 mm/.197 Inch.
32BSA20*	17 g 0.60 oz.	SMD tweezers, angled 45°, with round tips, dia. 2 mm/.078 Inch.
32BSA25	17 g 0.60 oz.	SMD tweezers, angled 45°, with round tips, dia. 2.5 mm/.098 Inch.
150SAMB	13 g 0.46 oz.	SMD tweezers, angled 40°, with round tips, dia. 1.2 – 2.5 mm/ .047 – .098 Inch. Serrated finger grips for secure handling.

\*Not available in North America




## Locking Gripping Tweezers

- Gripping tweezers enable the user to hold and manipulate particularly fine wires with a diameter from 0.3 mm/.011 Inch or insulated optical fibres with a diameter of between 1.5 mm/.059 Inch and 5 mm/.197 Inch
- Suitable as a ligature clamp in dentistry
- Can be disinfected and sterilized



 120 mm/4.724 Inch

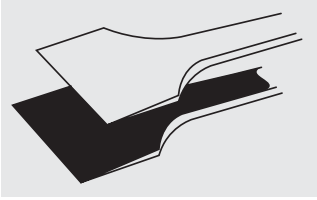


Model		Description
940AS*	17 g 0.60 oz.	Gripping tweezers with locking mechanism. The ring-shaped tip provides for secure handling up to a tensile force of 5 kg.

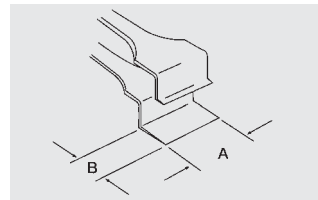
\*Not available in North America

# Tweezers

## Wafer tweezers




- Suitable for 3" to 6" wafers
- Serrated finger grips for secure handling
- Wafer tweezers are available to order in various sizes and coatings
- For all models with the suffix SA in the order number: Special stainless steel, non-magnetic, non-rusting, acid-proof, heat-resistant



A = Paddle width  
B = Paddle depth


 125 mm/4.921 Inch

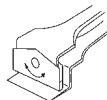


Model		Dimensions in mm/Inch		Description
		A	B	
91SA	15 g 0.53 oz.	12 .472	7 .276	Standard wafer tweezers for 3" and 4" wafers.

 130 mm/5.118 Inch



Model		Dimensions in mm/Inch		Description
		A	B	
600ASA	23 g 0.81 oz.	19.5 .768	8 .315	Wafer tweezers with flat lower paddle and 6 upper fingers for protecting wafers against damage. For 6" wafers.
608ASA	23 g 0.81 oz.	30 1.181	8.5 .276	Model same as 600ASA, but 30 mm/1.181 Inch wide.
600JSA	24 g 0.84 oz.	20 .787	8 .315	Wafer tweezers with free-floating Teflon® upper paddle for secure, damage-free gripping. For 4" – 6" wafers.



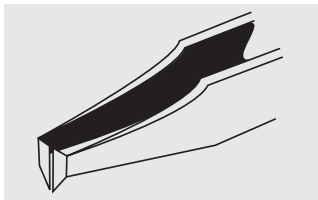
## Wafer tweezers

150 mm/5.906 Inch




Model		Dimensions in mm/Inch		Description
		A	B	
141SAP	30 g 1.05 oz.	30 1.181	8 .315	Wafer tweezers with polyester tips for protecting Si, GaAs or Ti wafers against damage. For 4" – 6" wafers.
141SAHP*	30 g 1.05 oz.	30 1.181	8 .315	Model same as 141SAP, but with Halar coating (acid-proof) and non-pigmented plastic tips.

## Cutting tweezers



- Suitable for cutting fine, soft wires and small components
- Delivers high-precision cuts
- Hardened cutting edges for long service life
- For all models with the suffix S in the order number: Stainless steel, robust tips, non-rusting, non-reflecting surface



115 mm/4.528 Inch



Model		Description
15AGS	21 g 0.74 oz.	Cutting tweezers with narrow oblique head. For soft wires up to dia. 0.25 mm/.010 Inch.
15AGW	26 g 0.92 oz.	Cutting tweezers with narrow oblique head. For soft wires up to dia. 0.25 mm/.010 Inch.

\*Not available in North America

# Tweezers

## Stripping tweezers




- Suitable for stripping fine wires with PVC or Teflon® insulation
- Non-reflecting surface
- Please send a wire sample when ordering




 120 mm/4.724 Inch



Model		Description
29Y30*	22 g 0.78 oz.	Miniature stripping tweezers, dia. 0.25 mm/.010 Inch (AWG 30). Stainless steel. Serrated finger grips for secure handling.
29Y32*	22 g 0.78 oz.	Miniature stripping tweezers, dia. 0.2 mm/.007 Inch (AWG 32). Stainless steel. Serrated finger grips for secure handling.
29Y34*	22 g 0.78 oz.	Miniature stripping tweezers, dia. 0.16 mm/.006 Inch (AWG 34). Stainless steel. Serrated finger grips for secure handling.
29Y36*	22 g 0.78 oz.	Miniature stripping tweezers, dia. 0.13 mm/.005 Inch (AWG 36). Stainless steel. Serrated finger grips for secure handling.
29Y40*	22 g 0.78 oz.	Miniature stripping tweezers, dia. 0.08 mm/.003 Inch (AWG 40). Stainless steel. Serrated finger grips for secure handling.

 120 mm/4.724 Inch

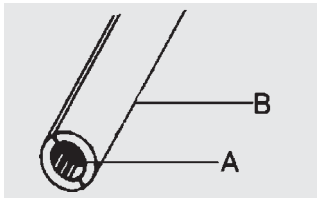



Model		Description
29W30	28 g 0.99 oz.	Stripping tweezers with synthetic fibre handle. For wires of dia. 0.25 – 0.3 mm/.010 – .011 Inch (AWG 30 – 28). For standard and Teflon® insulation.
XB29W301		Spare blade for 29W30

\*Not available in North America

## Extraction tweezers

- Suitable for extracting contacts from the rear of a plug connector



A = Outside diameter of pin  
B = Inside diameter of pin

120 mm / 4.724 Inch



Model		Dimensions in mm/Inch		Description
		Dia. A	Dia. B	
024C	15 g 0.53 oz.	12 .472	7 .276	Extraction tweezers for Sub-D connectors. Stainless steel.


# Erem Side Cutters and Tip Cutters

## Erem impresses



### ESD-safe

The interchangeable foam-cushion handles are ESD-safe and are fitted as standard on all Erem cutters and pliers.



### Internal patented Erem Magic Spring

- Constant spring force
- Guarantees more than 1 million operations

### High precision screw joint

- Smooth jaw action with no play
- Smooth cutting operation with no jaw overlapping

### Erem Cut: Options for semi flush, full flush or super flush cuts



**Ergonomically shaped handles**

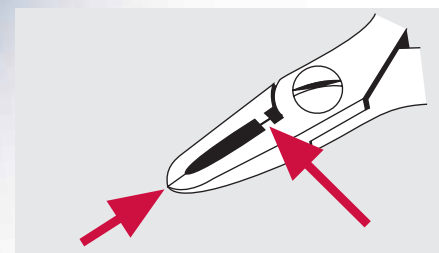
for high comfort, better grip and added safety

**EMOS maximum opening stop**

limits the cutting-edge tips from opening more than 5 mm/.197 Inch. The limited extent to which the handles can open prevent user hand fatigue.

**Induction-hardened cutting edges in Rockwell hardness 63 – 65 HR**

for exceptionally long life

**Erem cutting-edge protection for tip cutters**

All tip cutters are fitted with a special stop system which prevents the cutting edges from overlapping.

**Safety device for holding wire scraps**

This safety device for side cutters holds wire scraps securely after cutting. Available on most Series 500, 600 and 2400 cutters (oval head). Order suffix "W", e.g. 595EW.

# Erem impresses

## Erem Technology

### Special tool steel

Erem electronics tools are made from bright steel. They are not drop forged. The special tool steel is made using a unique Swiss processing technique.

#### The advantage:

The bright tool steel gives additional strength and toughness to the tools promoting a long service life.

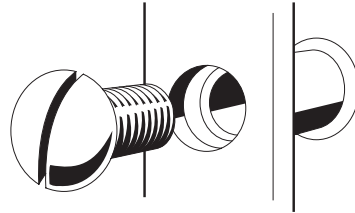


### The internal patented Erem Magic Spring

The Magic Spring system used in Erem precision tools is unique. It is integral to the cutting head and provides a constant closing and re-opening force. It is guaranteed for 1 million operations.

#### The advantage:

The Magic Spring system is highly reliable, makes the tools easy to use and reduces operator fatigue.



### High precision screw joint

This self locking screw joint system gives a smooth cutting and opening action and ensures that there is no blade overlap or play.

#### The advantage:

Precision cutting and reduced shock to components.

### EMOS maximum opening stop

The unique EMOS (Erem Maximum Opening Stop) system prevents the tips from opening more than 5 mm/.197 Inch. It reduces user fatigue by preventing excessive hand spread.

#### The advantage:

Comfortable and fatigue free working.

## Handle

### Erem cutters and pliers with ergonomic handles

Work Related Upper Limb Disorder (WRULD) can be caused by positional fatigue or nerve damage brought about by the repeated use of non-ergonomic hand tools, otherwise known as Repetitive Strain Injuries (RSI).

WRULDS is a direct consequence of insufficient ergonomics in manufacturing processes and working practices. To reduce the factors which cause WRULDS, Erem has developed a range of tools with ergonomic handles (Series 2400 MagicSense).

The handle shape and special materials ensure a soft feel, operating comfort and safety. The specially shaped handles ensure that the gripping pressure is evenly spread over the entire palm of the hand. The thumb and fingers automatically find their best position. The effort that has to be exerted by the user is reduced, thereby reducing hand fatigue.

The anti-slip surface provides excellent grip. The material is highly resistant to perspiration, water, oil and chemicals. The handles are ESD-safe and are easily interchangeable.





## Erem Cut

### Cut shape

There are three blade options, which determine the shape left on a lead after cutting. (see also P. 35)



1. Semi-flush



2. Flush



3. Super full flush

### Cutting edge

Erem cutters are noted for their ease of use, one of the reasons for this is the ability of the blade to cut equally well over its full length. This promotes operator comfort and reduces fatigue.

Semi-flush cutters offer the best performance and the longest service life. Super full flush cutters leave a flat wire end with minimal effort and prevent components from being subjected to load.

#### The advantage:

High level of user comfort thanks to special cutting edge.

### Rockwell hardness

The cutting blades of Erem cutters are hardened to Rockwell 63-65 HRC by an induction heating process. Continuous process control ensures that the blades achieve the correct level of hardening and are not embrittled.

#### The advantage:

This level of hardening plus the high-grade tool steel used in the manufacture of the tools and continuous process control promote an exceptionally long service life.

## Erem Service

### Re-sharpening

Erem is your service partner. All Erem side and tip cutters except those with carbide insert blades can be re-sharpened up-to three times. Carriage charges will apply.

#### The advantage:

The re-sharpened tool is as good as new, its life is extended and costs are reduced.

### Replacement parts

Erem cutters and pliers and their component parts are warranted against manufacturing defects. Magic springs, precision joint components are available as spare parts.


#### The advantage:

The warranty and availability of spares guarantee long service life.



### ESD-safe

The ergonomic, interchangeable molded handles are ESD-safe and are fitted as standard on all Erem cutters and pliers.



Erem cut Super full flush:  
perfect flush cut

Standard cut  
"Super full flush"

# Choosing the right tool

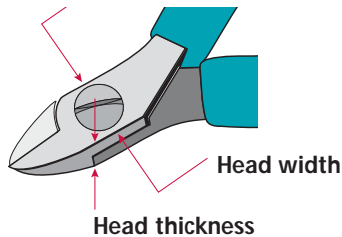
## Selection criteria

Erem offers a wide selection of precision side and tip cutters for virtually any application.

When choosing the right cutter, it is important to take









- Size
- Cut
- Head shape
- Cutting capacity into consideration.

## Size



Erem offers the right head size to suit every application. There are three main sizes: Micro, Medium and Maxi.

Each head size is available in different head shapes.

Micro	Medium		Maxi
			
<b>Series 600</b>	<b>Series 2400 MagicSense</b>	<b>Series 500</b>	<b>Series 800</b>
			
<b>Size</b>			
Head width 9.0 mm/.354 Inch Head thickness 6.0 mm/.236 Inch	Head width 11.0 mm/.433 Inch Head thickness 6.0 mm/.236 Inch	Head width 11.0 mm/.433 Inch Head thickness 6.5 mm/.256 Inch	Head width 13.5 mm/.331 Inch Head thickness 7.5 mm/.295 Inch
Miniature cutter for applications in microelectronics and for fine wires. Offers a large variety of head shapes for very good access even to hard-to-reach areas.	Medium-size cutter. Combines robustness, visibility and accessibility. Large variety of head shapes for precision working in hard-to-reach areas. The Series 2400 MagicSense offers an optimised ergonomic shape and an improved grade of hardness.		The strongest and most robust head size for general cutting applications in electronics, cuts large wire diameters.

## Cut

### Cut

There are three blade options, which determine the shape left on a lead after cutting.



#### Semi-flush

This cut leaves a pyramidal tip at the end of the wire. It is particularly suitable for standard jobs where the final shape does not play a significant role. Cutters with this cut are suitable for both soft copper wires and very hard wires such as stainless steel.




#### Flush

This cut leaves a much smaller tip at the end of the wire than the semi-flush cut – without reducing the cutting capacity. The cutting edges are finer than on semi-flush cutters. The effort exerted when cutting is less and the load on the component is reduced. Flush wire ends reduce the effort needed to fit components on printed-circuit boards. Erem guarantees precise cutting even after frequent use.



#### Super full flush

Only Erem offers you a super full flush cut. This cut provides absolutely flush wire ends. No rework is needed. Cutters with this cut are absolutely precision-ground and sharpened. The effort exerted when cutting is low, as is the load on the component caused by the cut. Soldering tags in soldering-bath procedures are prevented. Cutters of this type are used in microelectronics, space travel or medical technology. These cutters are suitable for soft wires.



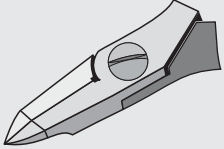
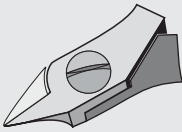
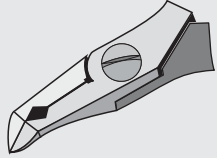
Erem cut Super full flush:  
perfect flush cut

Standard cut  
"Super full flush"

# Choosing the right tool

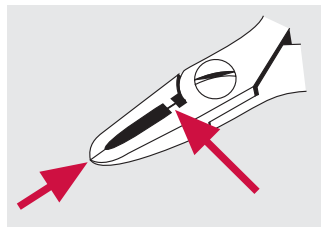
## Head shape

Erem offers the right head shape to suit your application. The head shapes differ in terms of shape and design. There are six basic shapes:

Shape	Tip cutter Straight relieved head	Tip cutter Pointed relieved head	Tip cutter Angled narrow head
<b>Visibility and accessibility</b> Cutting at the outermost tip of the cutter			
	This head is suitable for horizontal and vertical cuts. The long tips facilitate cutting in hard-to-reach areas.	This is the narrowest head shape. The underside is relieved and facilitates optimum access even to extremely hard-to-reach areas.	The angled head provides for precise cuts at different working angles.
Series 600 Micro	670E*, 670EP*, 670EPF* (P. 45)	622NB, 632NCF, 676E, 776E (P. 44)	
Series 2400 MagicSense	2470E (P. 49)		2475E, 2482E (P. 49)
Series 500 Medium	570E, 573E**(P. 55)	592E, 792E (P. 54)	555E, 572E, 582E (P. 53), 575E, 593AE (P. 54)
Series 800 Maxi		884E (P. 58)	

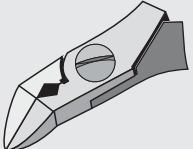
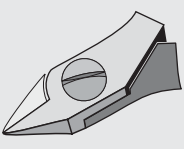
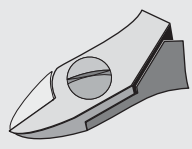
\* Very short head

\*\* Straight head for vertical working



### Erem cutting-edge protection for tip cutters

Erem tip cutters are equipped with cutting-edge protection. A special stop system prevents the cutting edges from overlapping.

	Tip cutter Angled wide head	Side cutter Tapered head	Side cutter Oval head
			
	<p>The angled head provides for precise cuts at different working angles.</p>	<p>The jaws of the cutter have straight edges and taper to a point. This head shape allows access to difficult to reach areas but reduces the cutting capacity in comparison to the same size oval head cutter.</p>	<p>This is the most widely used head shape, it is robust and size for size offers the highest cutting capacity.</p>
		622NA (P. 44)	612N, 622N, 632N (P. 43)
	2403E, 2404E (P. 48)	2477E (P. 48)	2412E, 2422E, 2432E (P. 47)
	503E, 504AE (P. 52)	577E, 595E (P. 52)	512E, 512N, 522N, 532N, 599E (P. 51)
		886E (P. 58)	812N, 822N, 896E (P. 57)





**High cutting capacity**  
Cutting over the full length of the cutter





























Erem offers carbide cutters (see P. 38) for cutting high-hardness wire (piano wire)







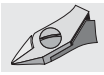












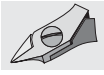




























# Choosing the right tool

## Cutting capacity

### Wire quality

-  Piano wire, stainless spring steel wire, material 1.4310, tensile strength 2000–2400 MPa
-  Hard wire, stainless steel wire, material 1.4301, tensile strength 1800 MPa
-  Medium-hard wire, stainless steel wire, material 1.4301, tensile strength 800 MPa
-  Soft wire, copper, aluminium, tensile strength 250 MPa

Model		Cut	Cutting capacity	
			mm	Inch
<b>Series 600 Micro</b>				
	<b>612N</b>		Semi-flush	
	<b>622N</b>		Flush	
	<b>632N</b>		Super full flush	
	<b>622NA</b>		Flush	
	<b>622NB</b>		Flush	
	<b>676E</b>		Flush	
	<b>776E</b>		Super full flush	
	<b>632NCF</b>		Super full flush	Only for soft materials: silicone, rubber, etc.
	<b>670E</b>		Flush	
	<b>670EP</b>		Flush	For micro-package contacts
	<b>670EPF</b>		Flush	Only for micro pitches under 0.5 mm / .019 Inch
<b>Series 2400 MagicSense</b>				
	<b>2412E</b>		Semi-flush	
	<b>2422E</b>		Flush	
	<b>2432E</b>		Super full flush	
	<b>2477E</b>		Flush	
	<b>2403E</b>	30° 	Flush	
	<b>2404E</b>	30° 	Flush	
	<b>2482E</b>	45° 	Flush	
	<b>2475E</b>	45° 	Flush	
	<b>2470E</b>		Flush	

Model		Cut	Cutting capability	
			mm	Inch
<b>Series 500 Medium</b>				
			0.03	.001
			0.1	.003
			0.2	.007
			0.3	.011
			0.4	.015
			0.5	.019
			0.6	.023
			0.7	.027
			0.8	.031
			0.9	.035
			1.0	.039
			1.1	.043
			1.2	.047
			1.3	.051
			1.4	.055
			1.5	.059
			1.6	.062
			1.7	.066
			1.8	.070
			1.9	.074
			2.0	.078
	<b>512N</b>		Semi-flush	
	<b>512E</b>		Semi-flush	
	<b>522N</b>		Flush	
	<b>599E</b>		Flush	
	<b>532N</b>		Super full flush	
	<b>595E</b>		Flush	
	<b>577E</b>		Flush	
	<b>503E</b>		Flush	
	<b>504AE</b>		Flush	
	<b>555E</b>	35° 	Flush	
	<b>572E</b>	40° 	Flush	
	<b>582E</b>	45° 	Flush	
	<b>582EW</b>		Flush	
	<b>593AE</b>	30° 	Flush	
	<b>575E</b>	45° 	Flush	
	<b>592E</b>		Flush	
	<b>792E</b>		Super full flush	
	<b>570E</b>		Flush	
	<b>573E</b>		Flush	For vertical cutting
<b>Series 800 Maxi</b>				
			mm	Inch
			0.03	.001
			0.1	.003
			0.2	.007
			0.3	.011
			0.4	.015
			0.5	.019
			0.6	.023
			0.7	.027
			0.8	.031
			0.9	.035
			1.0	.039
			1.1	.043
			1.2	.047
			1.3	.051
			1.4	.055
			1.5	.059
			1.6	.062
			1.7	.066
			1.8	.070
			1.9	.074
			2.0	.078
	<b>812N</b>		Semi-flush	
	<b>896E</b>		Semi-flush	
	<b>822N</b>		Flush	
	<b>886E</b>		Flush	
	<b>884E</b>		Flush	
<b>Tungsten-carbide cutters</b>				
			mm	Inch
			0.03	.001
			0.1	.003
			0.2	.007
			0.3	.011
			0.4	.015
			0.5	.019
			0.6	.023
			0.7	.027
			0.8	.031
			0.9	.035
			1.0	.039
			1.1	.043
			1.2	.047
			1.3	.051
			1.4	.055
			1.5	.059
			1.6	.062
			1.7	.066
			1.8	.070
			1.9	.074
			2.0	.078
	<b>622TX</b>		Flush	
	<b>599T</b>		Semi-flush	
	<b>599TF</b>		Flush	
	<b>595T</b>		Semi-flush	
	<b>595TF</b>		Flush	
	<b>2476TX1</b>		Flush	
	<b>576TX1</b>		Flush	
	<b>2476TX</b>		Flush	
	<b>576TX</b>		Flush	
	<b>503ET</b>	30° 	Semi-flush	
	<b>503ETF</b>	30° 	Semi-flush	

# Special applications

## Side cutters for use in medical device manufacturing



The 632NCF miniature side cutter is ideally suitable for soft material such as silicone tubes in medical device applications, precision connector seals or miniature rubber seals.

The miniature cutter is also the ideal tool for cutting soft synthetic parts, e.g. in the manufacture of hearing aids.


The cutting edges of the 632NCF side cutter are precision-ground to an extremely high level. This enables the cutter to deliver a razor-like full-flush cut.

## Tip cutters to remove fine pitch SMD ICs

A simple method to remove SMD ICs is to cut each of the individual leads to remove the device and then reflow the joint with a soldering iron and remove the component lead from the board.

The solder left on the board can then be removed with a desoldering tool or desolder braid and a new component fitted.

The 670EP and 670EPF have fine pointed tapered and relieved heads that are able to fit between individual leads and cut them without causing damage to the printed circuit.





## Tungsten-carbide cutter for the preparation of cardio-vascular stents

A stent is a vascular-wall prop. It is a lattice-shaped tube made of stainless steel or nickel-titanium. It serves to hold open constricted coronary blood vessels and improves the flow of blood through the vessels.

It is important in stent manufacture that the cut end of any wire in the lattice is as flat as possible, otherwise it will be necessary rework the stents.

These side cutters have fine polished carbide cutting blades to accurately cut the lattice and reduce the need for rework.



## High precision side cutter for cutting stainless wires



The 599TFO has wear resistant tungsten carbide cutting edges and all round capability. It is able to cut Vectran™ braided wires, fibre optics, Kevlar® and small stainless steel braids and wires.

A further application lies in telecommunications, i.e. working on fibre-optic cables, Kevlar® silks and piano wires.

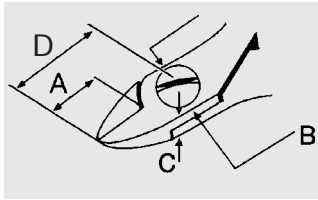
# Side Cutters and Tip Cutters

## Series 600 Micro

- Miniature cutters
- Offers a wide variety of head shapes for access in difficult to reach areas
- Suitable for SMD and leads (670EP, 670EPF)
- Made from high grade tool steel with cutting edges hardened to 63-65HRc
- Non reflecting surface, ESD safe, resharpenable



## Series 600 Micro



A = length of cutting edges  
 B = head width  
 C = head thickness  
 D = head length



Tip cutter Straight short relieved head	Tip cutter Pointed relie- ved head	Side cutter Tapered head	Side cutter Oval head
← Visibility and accessibility		Robustness, high cutting capacity →	

### Side cutter – oval head



110 mm / 4.331 Inch  
 48 g / 1.69 oz.

- This is the most widely used head shape.
- It is robust and size for size offers the highest cutting capacity.

Model	Cut	Dimensions in mm/Inch				Max. cutting capability in mm/Inch Diameter		
		A	B	C	D	Hard wire	Medium hardness	Copper wire
612N	Semi-flush	9 .354	9 .354	6 .236	15 .590	0.5 .019	0.8 .031	1.3 .051
622N	Flush	9 .354	9 .354	6 .236	15 .590	–	0.8 .031	1.3 .051
632N	Super full flush	9 .354	9 .354	6 .236	15 .590	–	0.7 .027	1.3 .051



Wire quality, see P. 38

# Side Cutters and Tip Cutters


## Series 600 Micro

### Side cutter – tapered head





 110 mm / 4.331 Inch  
 48 g / 1.69 oz.

- The jaws of the cutter have straight edges and taper to a point.
- This head shape allows access to difficult to reach areas but reduces the cutting capacity in comparison to the same size oval head cutter.





Model	Cut	Dimensions in mm/Inch				Max. cutting capability in mm/Inch Diameter	
		A	B	C	D	Medium hardness	Copper wire
622NA	 Flush	9	9	6	15	0.7	1.0
		.354	.354	.236	.590	.027	.039

### Tip cutter – pointed relieved head



 110 mm / 4.331 Inch  
 48 g / 1.69 oz.



- This is the narrowest head shape.
- The underside is relieved and facilitates optimum access even to extremely hard-to-reach areas.

Model	Cut	Dimensions in mm/Inch				Max. cutting capability in mm/Inch Diameter	
		A	B	C	D	Medium hardness	Copper wire
622NB	 Flush	9	9	6	15	0.6	0.8
		.354	.354	.236	.590	.023	.031
676E	 Flush	9	9	6	15	Model same as 622NB, but with short, robust head	
		.354	.354	.236	.590		
776E	 Super full flush	9	9	6	15	0.6	0.8
		.354	.354	.236	.590	.023	.031
632NCF	 Super full flush	9	9	6	15	For soft material such as small silicone tubes, miniature rubber seals or for cutting soft synthetic parts	
		.354	.354	.236	.590		






### Tip cutter – straight short relieved head



 110 mm / 4.331 Inch  
 48 g / 1.69 oz.

■ Suitable for cutting SMD and micro-package contacts.

Model	Cut	Dimensions in mm/Inch				Max. cutting capability in mm/Inch Diameter		
		A	B	C	D	Medium hardness	Copper wire	
670E	 Flush	9 .354	9 .354	6 .236	18 .709	0.5 .019	0.8 .031	
670EP	 Flush	9 .354	9 .354	6 .236	18 .709	0.4 .015	0.6 .023	High-precision working on SMD and micro-package contacts up to 0.25 mm/.010 Inch
670EPF*	 Flush	3 .354	9 .354	6 .236	18 .709	Model same as 670EP, but smaller version <b>only</b> for micro pitches under 0.5 mm/.019 Inch (see also P. 40)		

\*Not available in North America

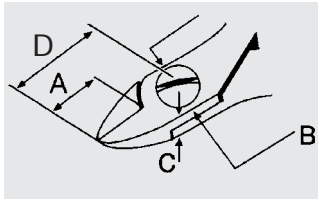
# Side Cutters and Tip Cutters

## Series 2400 MagicSense

- Medium-size cutter
- Combines robustness, visibility and accessibility.
- Large variety of head shapes for precision working in hard-to-reach areas.
- The optimised ergonomic shape of the Series 2400 MagicSense prevents hand fatigue
- Improved induction-hardened cutting edges up to 64 – 65 HRC for an extremely long service life
- Cutting edges made from special tool steel
- Non-reflecting surface, ESD-safe and resharpenable



## Series 2400 MagicSense



A = length of cutting edges  
 B = head width  
 C = head thickness  
 D = head length



Tip cutter Straight long relieved head	Tip cutter Angled narrow head	Tip cutter Angled wide head	Side cutter Tapered head	Side cutter Oval head
← Visibility and accessibility			Robustness, high cutting capacity →	

### Side cutter – oval head



130 mm / 5.118 Inch  
 70 g / 2.47 oz.

- This is the most widely used head shape.
- It is robust and size for size offers the highest cutting capacity.

Model	Cut	Dimensions in mm/Inch				Max. cutting capability in mm/Inch Diameter		
		A	B	C	D	Hard wire	Medium hardness	Copper wire
2412E	Semi-flush	12 .472	11 .433	6 .236	19 .748	0.5 .019	1.0 .039	1.6 .062
2422E	Flush	12 .472	11 .433	6 .236	19 .748	–	1.0 .039	1.6 .062
2432E	Super full flush	12 .472	11 .433	6 .236	19 .748	–	0.8 .039	1.6 .062

Wire quality, see P. 38



Optional: Safety device for wire scraps. Order suffix "W", e.g. 2412W.

# Side Cutters and Tip Cutters


## Series 2400 MagicSense

### Side cutter – tapered head






 127 mm / 5.999 Inch  
 70 g / 2.47 oz.

- The jaws of the cutter have straight edges and taper to a point.
- This head shape allows access to difficult to reach areas but reduces the cutting capacity in comparison to the same size oval head cutter.



Model	Cut	Dimensions in mm/Inch				Max. cutting capability in mm/Inch Diameter	
		A	B	C	D	Medium hardness	Copper wire
2477E	 Flush	12	12	11	6	1.0	1.3
		.472	.472	.433	.236	.039	.051

### Tip cutter – angled wide head



 130 mm / 5.118 Inch  
 70 g / 2.47 oz.  
 30°

- The angled head provides for precise cuts at different working angles.

Model	Cut	Dimensions in mm/Inch				Max. cutting capability in mm/Inch Diameter		
		A	B	C	D	Medium hardness	Copper wire	
2403E	 Flush	9	11	6	19	1.0	1.6	Wide, robust head, fine cut
		.354	.433	.236	.748	.039	.062	
2404E	 Flush	9	11	6	20	0.8	1.3	Model same as 2403E, but with pointed rounded head
		.354	.433	.236	.787	.031	.051	



## Series 2400 MagicSense

### Tip cutter – angled narrow head



135 mm / 5.315 Inch  
 72 g / 2.54 oz.  
 45°

- The angled head provides for precise cuts at different working angles.

Model	Cut	Dimensions in mm/Inch				Max. cutting capability in mm/Inch Diameter		
		A	B	C	D	Medium hardness	Copper wire	
2482E	 Flush	6 .236	11 .433	6 .236	26 1.024	0.6 .023	1.2 .047	Suitable for working on printed-circuit boards, component connections, can be used in both 90° and 180° applications
2475E	 Flush	4 .157	11 .433	6 .236	22 .866	0.4 .015	0.6 .023	Suitable for fine cutting work on hybrid circuits of miniature components.

### Tip cutter – straight long relieved head



140 mm / 5.512 Inch  
 72 g / 2.54 oz.

- This head is suitable for horizontal and vertical cuts.
- The long tips facilitate cutting in hard-to-reach areas.

Model	Cut	Dimensions in mm/Inch				Max. cutting capability in mm/Inch Diameter		
		A	B	C	D	Medium hardness	Copper wire	
2470E	 Flush	4 .157	11 .433	6 .236	29 1.142	0.4 .015	0.6 .023	



Safety device for wire scraps **only** possible on 2412EW, 2422EW, 2432EW, 2477EW, 2482EW models.

# Side Cutters and Tip Cutters

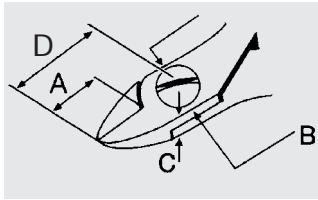
## Series 500 Medium

- Medium size, robust, precision cutters
- Wide range of head shapes
- Manufactured from high grade tool steel
- Cutting edges hardened to Rockwell 63-65 HRC
- Non reflecting surface, ESD safe and resharpenable



# Side Cutters and Tip Cutters

## Series 500 Medium



A = length of cutting edges  
 B = head width  
 C = head thickness  
 D = head length



Tip cutter Straight long relieved head	Tip cutter Pointed relieved head	Tip cutter Angled narrow head	Tip cutter Angled wide head	Side cutter Tapered head	Side cutter Oval head

Visibility and accessibility

Robustness, high cutting capacity

### Side cutter – oval head



115 mm / 4.527 Inch  
 67 g / 2.36 oz.

- This is the most widely used head shape.
- It is robust and size for size offers the highest cutting capacity.

Model	Cut	Dimensions in mm/Inch				Max. cutting capability in mm/Inch Diameter			
		A	B	C	D	Hard wire	Medium hardness	Copper wire	
512N	 Semi-flush	12 .472	11 .433	6.5 .256	19 .748	0.5 .019	1.0 .039	1.6 .062	
512E	 Semi-flush	12 .472	11 .433	6.5 .256	19 .748	Model same as 512N, but with burnished head			
522N	 Flush	12 .472	11 .433	6.5 .256	19 .748	–	1.0 .039	1.6 .062	
599E	 Flush	10 .472	11 .433	6.5 .256	17 .669	–	1.0 .039	1.6 .062	Short, robust head
532N	 Super full flush	12 .472	11 .433	6.5 .256	19 .748	–	0.8 .039	1.6 .062	

Wire quality, see P. 38



Optional: Safety device for wire scraps. Order suffix "W", e.g. 512NW.

# Side Cutters and Tip Cutters


## Series 500 Medium

### Side cutter – tapered head






 115 mm / 4.527 Inch  
 67 g / 2.36 oz.

- The jaws of the cutter have straight edges and taper to a point.
- This head shape allows access to difficult to reach areas but reduces the cutting capacity in comparison to the same size oval head cutter.



Model	Cut	Dimensions in mm/Inch				Max. cutting capability in mm/Inch Diameter		
		A	B	C	D	Medium hardness	Copper wire	
595E	 Flush	12	11	6.5	19	1.0	1.3	Tapered head
		.472	.433	.256	.748	.039	.051	
577E	 Flush	10	11	6.5	17	1.0	1.3	Tapered, short head
		.472	.433	.256	.669	.039	.051	


### Tip cutter – angled wide head



 110 mm / 4.331 Inch  
 67 g / 2.36 oz.  
 30°

- The angled head provides for precise cuts at different working angles.

Model	Cut	Dimensions in mm/Inch				Max. cutting capability in mm/Inch Diameter		
		A	B	C	D	Medium hardness	Copper wire	
503E	 Flush	9	11	6.5	19	1.0	1.6	Wide, robust head
		.354	.433	.256	.748	.039	.062	
504AE	 Flush	9	11	6.5	19	0.8	1.3	Model same as 503E, but with pointed rounded head
		.354	.433	.256	.748	.031	.051	



## Series 500 Medium

### Tip cutter – angled narrow head



120 mm / 4.724 Inch  
 68 g / 2.40 oz.  
 35°

- The angled head provides for precise cuts at different working angles.
- Narrow, robust head, suitable for working with high cutting force in confined areas.

Model	Cut	Dimensions in mm/Inch				Max. cutting capability in mm/Inch Diameter	
		A	B	C	D	Medium hardness	Copper wire
555E	Flush	6	11	6.5	24	0.6	1.3
		.236	.433	.256	.945	.023	.051



115 mm / 4.527 Inch  
 68 g / 2.40 oz.  
 40°

- Relieved cutting edge for easy access.

Model	Cut	Dimensions in mm/Inch				Max. cutting capability in mm/Inch Diameter	
		A	B	C	D	Medium hardness	Copper wire
572E	Flush	6	11	6.5	21	0.6	1.3
		.236	.433	.256	.827	.023	.051



115 mm / 4.527 Inch  
 68 g / 2.40 oz.  
 45°

- Suitable for working on printed-circuit boards, component connections, can be used in both 90° and 180° applications.

Model	Cut	Dimensions in mm/Inch				Max. cutting capability in mm/Inch Diameter	
		A	B	C	D	Medium hardness	Copper wire
582E	Flush	6	11	6.5	26	0.6	1.3
		.236	.433	.256	1.024	.023	.051



115 mm / 4.527 Inch  
 67 g / 2.36 oz.  
 45°

- Model same as 582E, but with safety device for wire scraps.




Model	Cut	Dimensions in mm/Inch				Max. cutting capability in mm/Inch Diameter	
		A	B	C	D	Medium hardness	Copper wire
582EW	Flush	6	11	6.5	26	0.6	1.3
		.236	.433	.256	1.024	.023	.051

# Side Cutters and Tip Cutters


## Series 500 Medium

### Tip cutter – angled narrow head






 115 mm / 4.527 Inch  
 68 g / 2.40 oz.  
 30°


- Ideal rework tool, suitable for cutting DIL contacts at front and rear and densely printed circuit boards.

Model	Cut	Dimensions in mm/Inch				Max. cutting capability in mm/Inch Diameter	
		A	B	C	D	Medium hardness	Copper wire
593AE	 Flush	4 .157	11 .433	6.5 .256	26 1.024	0.4 .015	1.0 .039





 110 mm / 4.331 Inch  
 67 g / 2.36 oz.  
 45°

- Suitable for fine cutting work on hybrid circuits or miniature components.



Model	Cut	Dimensions in mm/Inch			Max. cutting capability in mm/Inch Diameter		
		A	B	C	Medium hardness	Copper wire	
575E	 Flush	4 .157	11 .433	6.5 .256	22 .866	0.2 .007	0.6 .023


### Tip cutter – pointed relieved head



 115 mm / 4.527 Inch  
 67 g / 2.36 oz.



- This is the narrowest head shape.
- The underside is relieved and facilitates optimum access even to extremely hard-to-reach areas.

Model	Cut	Dimensions in mm/Inch				Max. cutting capability in mm/Inch Diameter	
		A	B	C	D	Medium hardness	Copper wire
592E	 Flush	12 .472	11 .433	6.5 .256	19 .748	0.4 .015	0.8 .031
792E	 Super full flush	12 .472	11 .433	6.5 .256	19 .748	0.4 .015	0.6 .023




### Tip cutter – straight long relieved head





 120 mm / 4.724 Inch  
 67 g / 2.36 oz.


- This head is suitable for horizontal and vertical cuts.
- The long tips facilitate cutting in hard-to-reach areas.

Model	Cut	Dimensions in mm/Inch				Max. cutting capability in mm/Inch Diameter		
		A	B	C	D	Medium hardness	Copper wire	
570E	 Flush	4 .157	11 .433	6.5 .256	29 1.142	0.6 .023	1.2 .047	For cutting at extreme tips

### Tip cutter – straight head for vertical use




 120 mm / 4.724 Inch  
 67 g / 2.36 oz.

Model	Cut	Dimensions in mm/Inch				Max. cutting capability in mm/Inch Diameter		
		A	B	C	D	Medium hardness	Copper wire	
573E	 Flush	4 .157	11 .433	6.5 .256	29 1.142	0.4 .015	0.6 .023	

# Side Cutters and Tip Cutters

## Series 800 Maxi

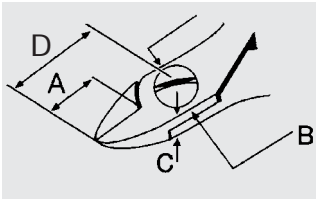
- Maxi-sized cutter for general cutting applications in electronics
- Made from high grade tool steel, cutting edges hardened to Rockwell 63-65 HRC
- Cuts large wire diameters
- Non-reflecting surface, ESD-safe and resharpenable





# Side Cutters and Tip Cutters

## Series 800 Maxi



A = length of cutting edges  
 B = head width  
 C = head thickness  
 D = head length



Tip cutter Pointed relieve- d head	Side cutter Tapered head	Side cutter Oval head
Visibility and accessibility		Robustness, high cutting capacity

### Side cutter – oval head



120 mm / 4.724 Inch  
 67 g / 2.36 oz.

- This is the most widely used head shape.
- It is robust and size for size offers the highest cutting capacity.

Model	Cut	Dimensions in mm/Inch				Max. cutting capability in mm/Inch Diameter			
		A	B	C	D	Hard wire	Medium hardness	Copper wire	
812N	 Semi-flush	15 .590	13.5 .531	7.5 .295	21 .827	0.6 .023	1.2 .047	1.8 .070	
896E	 Semi-flush	15 .590	13.5 .531	7.5 .295	21 .827	0.6 .023	1.2 .047	1.8 .070	Suitable for cutting hard wires, Kovar, connector pins
822N	 Flush	15 .590	13.5 .531	7.5 .295	21 .827	–	1.2 .047	1.8 .070	



Wire quality, see P. 38

# Side Cutters and Tip Cutters


## Series 800 Maxi

### Side cutter – tapered head





 120 mm / 4.724 Inch  
 83 g / 2.93 oz.

- The jaws of the cutter have straight edges and taper to a point.
- This head shape allows access to difficult to reach areas but reduces the cutting capacity in comparison to the same size oval head cutter.


Model	Cut	Dimensions in mm/Inch				Max. cutting capability in mm/Inch	
		A	B	C	D	Medium hardness	Diameter Copper wire
886E	 Flush	15	13.5	7.5	21	1.0	1.8
		.590	.531	.295	.827	.039	.070

### Tip cutter – pointed relieved head



 120 mm / 4.724 Inch  
 81 g / 2.86 oz.

- This is the narrowest head shape.
- The underside is relieved and facilitates optimum access even to extremely hard-to-reach areas.

Model	Cut	Dimensions in mm/Inch				Max. cutting capability in mm/Inch	
		A	B	C	D	Medium hardness	Diameter Copper wire
884E	 Flush	15	13.5	7.5	21	0.8	1.6
		.590	.531	.295	.827	.031	.062

# Side Cutters and Tip Cutters


Series 800 Maxi



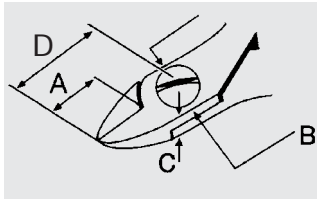
# Side Cutters and Tip Cutters

## Tungsten-carbide cutters

- Medium sized precision cutters
- Wear resistant tungsten carbide edged cutting blades
- Manufactured from high grade tool steel
- Suitable for cutting hard and tough wires e.g. piano wire, nickel and diode leads
- Non reflecting surface, ESD safe and resharpenable



## Tungsten-carbide cutters



A = length of cutting edges  
 B = head width  
 C = head thickness  
 D = head length



Tip cutter Pointed relieved head	Tip cutter Angled wide head	Side cutter Tapered head	Side cutter Oval head
← Visibility and accessibility		Robustness, high cutting capacity →	

### Side cutter – oval head



115 mm / 4.527 Inch  
 67 g / 2.36 oz.

- This is the most widely used head shape.
- It is robust and size for size offers the highest cutting capacity.

Model	Cut	Dimensions in mm/Inch				Max. cutting capability in mm/Inch Diameter				
		A	B	C	D	Piano wire	Hard wire	Medium hardness	Copper wire	
622TX	 Flush	8	9	6	15	0.2	0.4	0.6	1.2	Miniature cutter
		.315	.354	.236	.590	.007	.015	.023	.047	
599T	 Semi-flush	12	11	6.5	19	0.6	0.8	1.0	1.5	
		.472	.433	.256	.748	.023	.031	.039	.059	
599TF	 Flush	12	11	6.5	19	0.6	0.8	1.0	1.5	
		.472	.433	.256	.748	.023	.031	.039	.059	

Wire quality, see P. 38

# Side Cutters and Tip Cutters

## Tungsten-carbide cutters







### Side cutter – tapered head



115 mm / 4.527 Inch  
67 g / 2.36 oz.



- The jaws of the cutter have straight edges and taper to a point.
- This head shape allows access to difficult to reach areas but reduces the cutting capacity in comparison to the same size oval head cutter.

Model	Cut	Dimensions in mm/Inch				Max. cutting capability in mm/Inch Diameter				
		A	B	C	D	Piano wire	Hard wire	Medium hardness	Copper wire	
595T	 Semi-flush	12 .472	11 .433	6.5 .256	19 .748	0.4 .015	0.6 .023	0.8 .031	1.5 .059	
595TF	 Flush	12 .472	11 .433	6.5 .256	19 .748	0.4 .015	0.6 .023	0.8 .031	1.5 .059	
2476TX1	 Flush	11 .433	11 .433	6 .236	19 .748	0.3 .011	0.4 .015	0.5 .019	1.0 .039	Series 2400 MagicSense model (Length: 130 mm / 5.118 Inch)
576TX1	 Flush	11 .433	11 .433	6.5 .256	19 .748	0.3 .011	0.4 .015	0.5 .019	1.0 .039	



## Tungsten-carbide cutters

### Tip cutter – pointed relieved head






 115 mm / 4.527 Inch  
 67 g / 2.36 oz.

- This is the narrowest head shape.
- The underside is relieved and facilitates optimum access even to extremely hard-to-reach areas.



Model	Cut	Dimensions in mm/Inch				Max. cutting capability in mm/Inch Diameter				
		A	B	C	D	Piano wire	Hard wire	Medium hardness	Copper wire	
2476TX		11	11	6	19	0.1	0.2	0.3	1.0	Series 2400 MagicSense model
	Flush	.433	.433	.236	.748	.003	.007	.011	.039	
576TX		11	11	6.5	19	0.1	0.2	0.3	1.0	
	Flush	.433	.433	.256	.748	.003	.007	.011	.039	

### Tip cutter – angled wide head



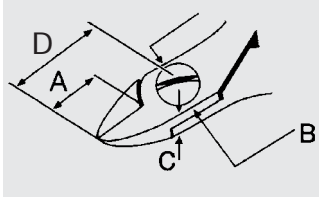
 110 mm / 4.331 Inch  
 67 g / 2.36 oz.  
 30°

- The angled head provides for precise cuts at different working angles.

Model	Cut	Dimensions in mm/Inch				Max. cutting capability in mm/Inch Diameter				
		A	B	C	D	Piano wire	Hard wire	Medium hardness	Copper wire	
503ET		9	11	6.5	19	0.4	0.6	0.8	1.2	
	Semi-flush	.354	.433	.256	.748	.015	.023	.031	.047	
503ETF		9	11	6.5	20	0.4	0.6	0.8	1.2	
	Flush	.354	.433	.256	.787	.015	.023	.031	.047	

# Side Cutters and Tip Cutters

## Special applications





A = length of cutting edges  
 B = head width  
 C = head thickness  
 D = head length





### Special applications – Special tool steel, ESD-safe





 120 mm / 4.724 Inch  
 100 g / 3.53 oz.


■ Side cutter with compound action.

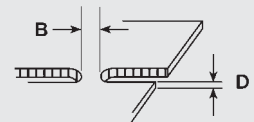
Model	Cut	Dimensions in mm/Inch			Max. cutting capability in mm/Inch Diameter	
		A	B	C	Copper wire	
147A	 Semi-flush	12 .472	10.5 .413	7.5 .295	1.8 .070	For cutting hard wires with minimal effort
147AT	 Semi-flush	12 .472	10.5 .413	7.5 .295	1.8 .070	Model same as 147A, but with cutting edges made from tungsten carbide, model on request



 115 mm / 4.527 Inch  
 79 g / 2.79 oz.

■ Side cutter, suitable for cutting printed-circuit boards.

Model	Cut	Max. cutting capability in mm/Inch	
		Max. D	Max. B
884EPCM*	 Flush	1.5 .059	2.0 .078



\*Not available in North America



## Special applications



110 mm / 4.331 Inch  
 48 g / 1.69 oz.

■ Side cutter, suitable for precision cuts on soft materials, e.g. small silicone tubes in medical applications, precision connector seals, miniature rubber seals, soft synthetic parts.

Model	Cut	Dimensions in mm/Inch		
		A	B	C
632NCF	 Super full flush	9 .354	9 .354	6 .236



115 mm / 4.527 Inch  
 67 g / 2.36 oz.

■ Side cutter, suitable for cutting Kevlar® silks.

Model	Dimensions in mm/Inch			
	A	B	C	D
599FO	12 .472	11 .433	6.5 .256	19 .748



115 mm / 4.527 Inch  
 67 g / 2.36 oz.

■ Side cutter with cutting edges made from tungsten carbide.

Model	Cut	Dimensions in mm/Inch				
		A	B	C	D	
599TFO	 Semi-flush	12 .472	10.5 .413	6.5 .256	19 .748	Model same as 599FO, but with cutting edges made from tungsten carbide. Suitable for cutting Kevlar® silks, Vectran™-sheathed wires, optical fibres and small stainless wires

# Side Cutters and Tip Cutters



## Pneumatic side cutters and tip cutters

- Pneumatic cutter
- Handy, light and precise
- Extremely versatile thanks to a selection of different cutting heads
- Easily interchangeable cutting heads
- Suitable for cutting conventional components, soft metals or small plastic parts



### Pneumatic side cutters and tip cutters

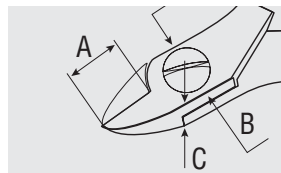


 130 mm / 5.118 Inch  
 130 g / 4.59 oz.

- Pneumatic-cutter housing

Model	Dimensions in mm/Inch Diameter	
D		
1500 BSF	28 1.102	Requires 4 – 6 bar oil-free clean compressed air

### Cutting heads for 1500BSF





A = length of cutting edges  
 B = head width  
 C = head thickness

### Side cutter – oval head



 35 g / 1.16 oz.

- This is the standard head shape.
- It is used for all cutting jobs in easy-to-reach areas.
- The oval head provides for a high cutting capacity and is characterised by its robustness.

Model	Cut	Dimensions in mm/Inch			Max. cutting capability in mm/Inch Diameter Copper wire
		A	B	C	
1512N	 Semi-flush	10 .394	10.5 .413	6.5 .256	1.6 .062
1522N	 Flush	10 .394	10.5 .413	6.5 .256	1.6 .062

Wire quality, see P. 38

## Pneumatic side cutters and tip cutters

### Side cutter – tapered head



35 g / 1.16 oz.

- The edges of the cutter head are straight and taper to a point, allowing access to hard to reach areas.

Model	Cut	Dimensions in mm/Inch			Max. cutting capability in mm/Inch Diameter Copper wire
		A	B	C	
1522NA	 Flush	9 .354	10.5 .413	6.5 .256	1.4 .055

### Side cutter – pointed relieved head



32 g / 1.12 oz.

- This is the narrowest head shape.
- The underside is relieved and facilitates optimum access even to extremely hard-to-reach areas.

Model	Cut	Dimensions in mm/Inch			Max. cutting capability in mm/Inch Diameter Copper wire
		A	B	C	
1522NB	 Flush	9 .354	10.5 .413	6.5 .256	1.2 .047

### Tip cutter – angled head



38 g / 1.34 oz.  
 30°

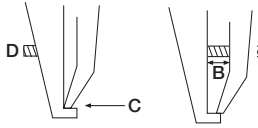
- The angled head provides for precise cuts at different working angles.

Model	Cut	Dimensions in mm/Inch			Max. cutting capability in mm/Inch Diameter Copper wire
		A	B	C	
1503E	 Flush	12 .472	10.5 .413	6.5 .256	1.2 .047

# Side Cutters and Tip Cutters

## Distance cutters

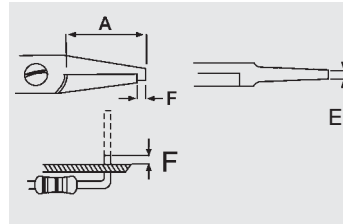
- Erem distance cutters are available with fixed and variable cutting lengths
- The tips are polished so as to prevent board damage
- For cutting wires to the right length and for fixing components



The protective stop screw D improves the performance of Erem distance cutters:

- Clearance B larger than the wire diameter = cut wire is ejected.
- Clearance B smaller than the wire diameter = cut wire is held.

Adjust protective stop screw D so that cutting edge C does not hit the opposite side. This increases the lifetime of the cutting edge.



A = jaw length  
E = width of tips  
F = cutting length

## Fixed cutting length (F)



120 mm / 4.724 Inch  
67 g / 2.36 oz.

- Special tool steel
- ESD-safe
- Fixed cutting length (= F)
- Reduces mechanical shock on components

Model	Cut	Dimensions in mm/Inch			Max. cutting capability in mm/Inch Diameter	
		A	E	F	Copper wire	
530E06**	Flush	20 .787	3 .118	0.6 .023	1.2 .047	Cuts copper wire to a length of 0.6 mm/.023 Inch
530E08	Flush	20 .787	3 .118	0.8 .031	1.2 .047	Cuts copper wire to a length of 0.8 mm/.031 Inch
530E10	Flush	20 .787	3 .118	1.0 .039	1.2 .047	Cuts copper wire to a length of 1.0 mm/.039 Inch
530E12*	Flush	20 .787	3 .118	1.2 .047	1.2 .047	Cuts copper wire to a length of 1.2 mm/.047 Inch
530E13*	Flush	20 .787	3 .118	1.3 .051	1.2 .047	Cuts copper wire to a length of 1.3 mm/.051 Inch
530E15	Flush	20 .787	3 .118	1.5 .059	1.2 .047	Cuts copper wire to a length of 1.5 mm/.059 Inch

Wire quality, see P. 38

\*Not available in North America

\*\*Order as 539E060 in North America

## Distance cutters

Model	Cut	Dimensions in mm/Inch			Max. cutting capability in mm/Inch Diameter	
		A	E	F	Copper wire	
530E18*	 Flush	20 .787	3 .118	1.8 .070	1.2 .047	Cuts copper wire to a length of 1.8 mm / .070 Inch
530E20*	 Flush	20 .787	3 .118	2.0 .078	1.2 .047	Cuts copper wire to a length of 2.0 mm / .078 Inch



120 mm / 4.724 Inch  
 67 g / 2.36 oz.  
 45°

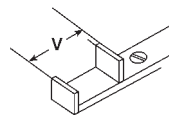
- Special tool steel
- ESD-safe
- Fixed length distance cutter
- Tapered 45°

Model	Cut	Dimensions in mm/Inch			Max. cutting capability in mm/Inch Diameter	
		A	E	F	Copper wire	
549E	 Flush	20 .787	3 .118	1.5 .059	1.2 .047	Cuts wire to a length of 1.5 mm / .059 Inch
549E10*	 Flush	20 .787	3 .118	1.0 .039	1.2 .047	Cuts wire to a length of 1.0 mm / .039 Inch
549E12*	 Flush	20 .787	3 .118	1.2 .047	1.2 .047	Cuts wire to a length of 1.2 mm / .047 Inch

## Variable cutting length (V)



120 mm / 4.724 Inch  
 70 g / 2.47 oz.

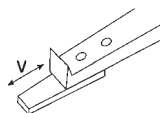


- Special tool steel
- ESD-safe
- Variable cutting length (= V)
- With protective stop screw

Model	Cut	Dimensions in mm/Inch			Max. cutting capability in mm/Inch Diameter	
		A	E	V	Copper wire	
530E15A*	 Flush	20 .787	4.5 .177	1.2 – 6 .047 – .236	1.2 .047	Variable cutting length from 1.2 mm to 6 mm / .047 to .236 Inch



115 mm / 4.527 Inch  
 70 g / 2.47 oz.



- Special tool steel
- ESD-safe
- Variable cutting length (= V)
- With protective stop screw
- Interchangeable plastic stop protects the printed-circuit board against damage

Model	Cut	Dimensions in mm/Inch			Max. cutting capability in mm/Inch Diameter	
		A	E	V	Copper wire	
573EB	 Flush	20 .787	4.5 .177	0 – 5 0 – .197	0.8 .031	Variable cutting length from 0 mm to 5 mm / 0 to .197 Inch

\*Not available in North America

# Pliers

## Erem pliers, stripping pliers, forming pliers

- Gripping and bending pliers with standard and ergonomic handles
- MagicSense – moulded handle for increase comfort
- Wide variety of head shapes
- Special tool steel, non-reflecting surface, ESD-safe

### Internal patented Erem Magic Spring

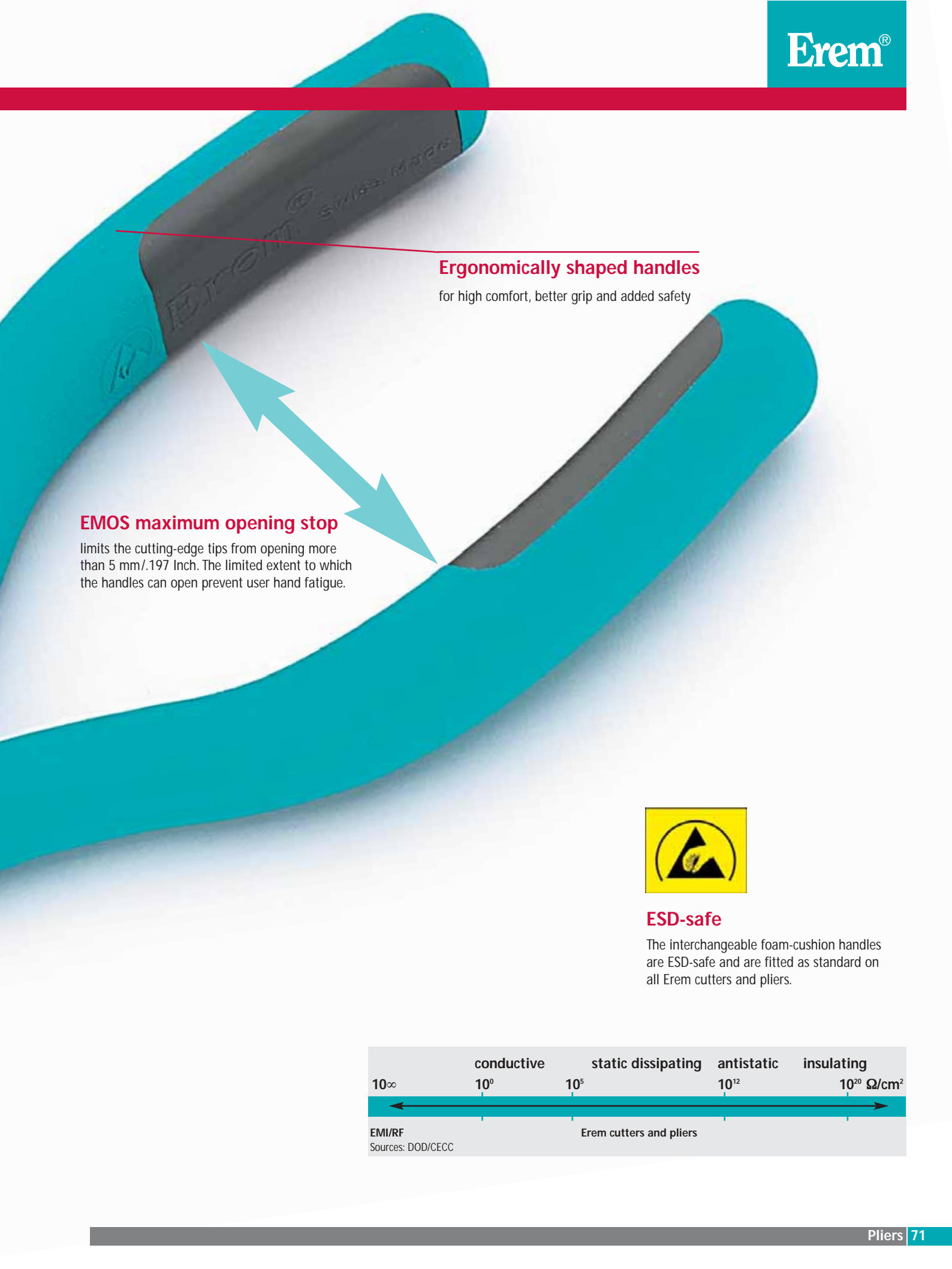
- Constant spring force
- Guarantees more than 1 million operations

### High precision screw joint

- Smooth jaw action with no play
- Smooth cutting operation with no jaw overlapping

### Precision ground jaws





**Ergonomically shaped handles**

for high comfort, better grip and added safety

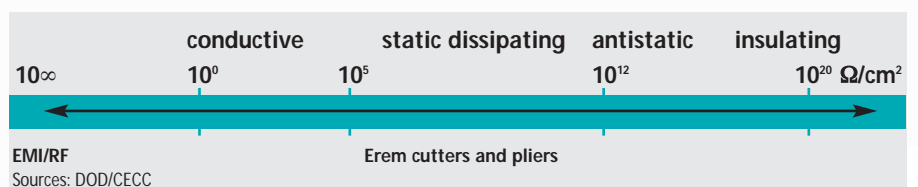
**EMOS maximum opening stop**

limits the cutting-edge tips from opening more than 5 mm/.197 Inch. The limited extent to which the handles can open prevent user hand fatigue.



**ESD-safe**

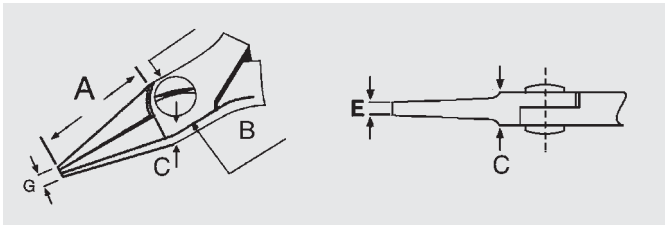
The interchangeable foam-cushion handles are ESD-safe and are fitted as standard on all Erem cutters and pliers.



# Pliers

## Erem pliers



- Pliers for miniature and standard electronics
- Special tool steel, non-reflecting surface, ESD-safe
- High grade tool steel




- A = jaw length
- B = head width
- C = head thickness
- E = width of tips
- G = total height of both tips

### Round nose pliers



 120 m / 4.724 Inch  
 62 g / 2.18 oz.



- Round nose pliers with very precise, smooth jaws.
- Suitable for forming, bending, laying and feeding in wires.

Model	Shape	Dimensions in mm/Inch				
		A	B	C	E $\varnothing$	G
543E*		23 .905	9 .354	6.5 .256	0.8 .031	1.6 .062


\*Order as 543 in North America

### Needle nose pliers



 120 m / 4.724 Inch  
 62 g / 2.18 oz.

- Needle nose pliers with very precise, smooth and rounded jaws.
- Suitable for forming, bending, laying and feeding in wires.



Model	Shape	Dimensions in mm/Inch				
		A	B	C	E	G
547		23 .905	9 .354	6,5 .256	0,9 .035	1,2 .047




## Erem pliers

### Flat nose pliers





 120 m / 4.724 Inch  
 67 g / 2.36 oz.

- Flat nose pliers with smooth jaws and precision-machined edges.
- Suitable for gripping flat workpieces.


Model	Shape	Dimensions in mm/Inch				
		A	B	C	E	G
542E*		23	9	6.5	2.4	1.4
		.905	.354	.256	.094	.055

\*Order as 542 in North America



 125 m / 4.921 Inch  
 67 g / 2.36 oz.



- Flat nose pliers with replaceable nylon jaws.
- Nylon jaws prevent nicking and scratching.
- Suitable for forming precious metals and component connections.

Model	Shape	Dimensions in mm/Inch				
		A	B	C	E	G
531E*		23	9	6.5	5	3
		.905	.354	.256	.197	.118


\*Order as 531 in North America

### Chain nose pliers





 120 m / 4.724 Inch  
 67 g / 2.36 oz.


- Chain nose pliers with narrow half-round jaws.
- For securely handling components.

Model	Shape	Dimensions in mm/Inch				
		A	B	C	E	G
544E*		23	9	6.5	1	1.4
		.905	.354	.256	.039	.055

\*Order as 544 in North America



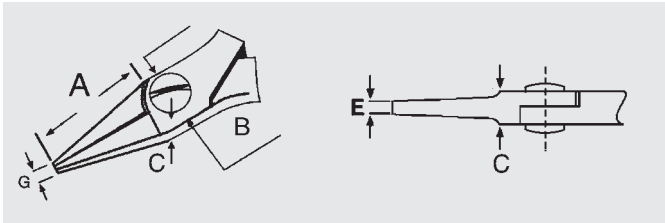
 125 mm / 4.921 Inch  
 67 g / 2.36 oz.

Model	Shape	Dimensions in mm/Inch					
		A	B	C	E	G	
544D		23	9	6.5	1	1.4	Inside-serrated jaws for secure handling
		.905	.354	.256	.039	.055	

# Pliers

## Series 2400 MagicSense pliers



- Pliers for miniature and standard electronics
- Optimized ergonomically shaped handles for increased comfort
- Special tool steel, non-reflecting surface, ESD-safe





- A = jaw length
- B = head width
- C = head thickness
- E = width of tips
- G = total height of both tips

### Needle nose pliers



 146 mm / 5.748 Inch  
 72 g / 2.54 oz.

- Needle nose pliers with very precise, smooth and rounded jaws.



Model	Shape	Dimensions in mm/Inch				
		A	B	C	E	G
2411P		33.5 1.319	11 .433	6 .236	1 .039	1.2 .047
2411PD		35.5 1.319	11 .433	6 .236	1 .039	1.2 .047

Model same as 2411P, but with inside-serrated jaws for secure handling


## Series 2400 MagicSense pliers

### Flat nose pliers





 146 mm / 5.748 Inch  
 72 g / 2.54 oz.

- Flat nose pliers with smooth jaws and precision-machined edges.
- Suitable for gripping flat workpieces.


Model	Shape	Dimensions in mm/Inch				
		A	B	C	E	G
2442P		33.5	11	6	3.4	1.2
		1.319	.433	.236	.139	.047

### Round nose pliers



 146 mm / 5.748 Inch  
 72 g / 2.54 oz.

- Round nose pliers with very precise, smooth jaws.
- Suitable for bending wires.

Model	Shape	Dimensions in mm/Inch				
		A	B	C	E $\varnothing$	G
2443P		33.5	11	6	0.8	1.6
		1.319	.433	.236	.031	.062

# Stripping pliers



## High precision stripping pliers

- Robust, high-precision tools for use in electronics and aeronautical engineering
- The required diameter is set by means of screws
- Screwdriver and key are included
- Interchangeable blades
- ESD-safe
- Special designs also available on request

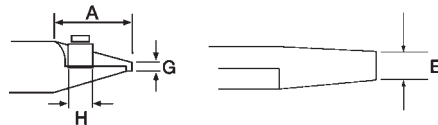


### Front stripping



 120 mm / 4.724 Inch  
 75 g / 2.65 oz.

- Suitable for all types of insulation and optical fibres.
- Integral side cutting blade.



A = jaw length  
 E = width of tips  
 G = total height of both tips  
 H = length of cutting blade



Model	Dimensions in mm/Inch				Wire diameter
	A	E	G	H	
510AE	21 .827	5 .197	4 .157	7 .276	0.25 mm – 1.02 mm (AWG 30 – 18) .010 Inch – .040 Inch

# Stripping pliers

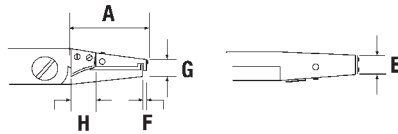
## High precision stripping pliers

### Front stripping



 120 mm / 4.724 Inch  
 80 g / 2.82 oz.

- Unique precision for damage-free stripping of fine wires.
- Suitable for all types of insulation, Teflon®, Tefzel and optical fibres.





A = jaw length  
 E = width of tips  
 F = depth of interchangeable blade  
 G = total height of both tips  
 H = length of cutting blade

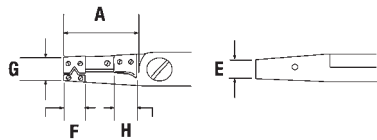
Model	Dimensions in mm/Inch					Wire diameter
	A	E	F	G	H	
552E	23 .905	6.5 .256	1 .039	11 .433	9 .354	0.06 mm – 0.6 mm (AWG 42 – 24) .002 Inch – .023 Inch

### Side stripping



 120 mm / 4.724 Inch  
 80 g / 2.82 oz.

- Unique precision for damage-free stripping of fine wires.
- Suitable for all types of insulation, Teflon®, Tefzel and optical fibres.




A = jaw length  
 E = width of tips  
 F = width of interchangeable blade  
 G = total height of both tips  
 H = length of cutting blade



Model	Dimensions in mm/Inch					Wire diameter
	A	E	F	G	H	
552S	21 .827	6.5 .256	6.7 .264	11 .433	9 .354	0.06 mm – 0.6 mm (AWG 42 – 24) .002 Inch – .023 Inch

# Forming pliers

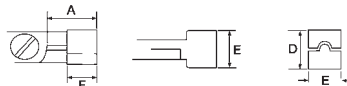
## Forming pliers for passive components

- Safe bending, forming and preparation of component connections
- High grade tool steel
- Non-reflecting surface
- ESD-safe

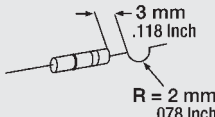


 120 mm / 4.724 Inch  
 70 g / 2.47 oz.

- Suitable for component connections, U-shape.





A = jaw length  
 D = height of tips  
 E = width of tips  
 F = length of forming tool

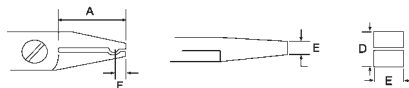
Model	Dimensions in mm/Inch				Max. connection diameter			
	A	D	E	F	Diodes	Capacitors	Resistors	
554E*		13 .512	10 .394	10 .394	10 .394	0.65 mm .025 Inch	0.7 mm .027 Inch	1/2 W

\*Order as 554 in North America

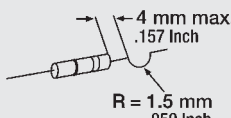


 120 mm / 4.724 Inch  
 70 g / 2.47 oz.

- Suitable for component connections, U-shape, axial forming.
- Narrow head shape.



A = jaw length  
 D = height of tips  
 E = width of tips  
 F = length of forming tool

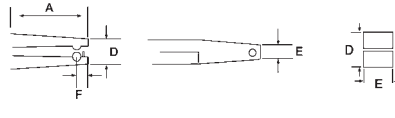
Model	Dimensions in mm/Inch				Max. connection diameter			
	A	D	E	F	Diodes	Capacitors	Resistors	
554A		23 .905	5.6 .220	2.5 .098	4.5 .177	0.65 mm .025 Inch	0.7 mm .027 Inch	1/2 W

## Forming pliers for passive components



120 mm / 4.724 Inch  
 70 g / 2.47 oz.

- Suitable for secure assembly.
- Forms the two opposing Us in one operation.



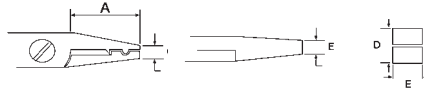
A = jaw length  
 D = height of tips  
 E = width of tips  
 F = length of forming tool

Model	Dimensions in mm/Inch	Max. connection diameter						
		Diodes	Capacitors	Resistors				
554TX		A 20 .787	D 6.5 .256	E 6.5 .256	F 4 .157	0.65 mm .025 Inch	0.7 mm .027 Inch	1/2 W



120 mm / 4.724 Inch  
 67 g / 2.36 oz.

- For cutting and bending components into two operations to a predefined length.



A = jaw length  
 D = height of tips  
 E = width of tips  
 F = length of forming tool

Model	Dimensions in mm/Inch	Max. connection diameter						
		Diodes	Capacitors	Resistors				
50788		A 23 .905	E 4 .157	F 3 .118		0.65 mm .025 Inch	0.7 mm .027 Inch	1/2 W



120 mm / 4.724 Inch  
 67 g / 2.36 oz.

- For cutting and bending different types of components with two outputs.



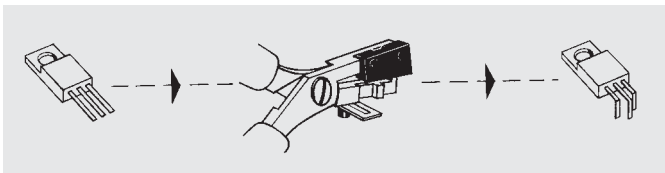
A = jaw length  
 D = height of tips  
 E = width of tips  
 F = length of forming tool



Model	Dimensions in mm/Inch	Max. connection diameter						
		Diodes	Capacitors	Resistors				
50789Z		A 23 .905	D 3.3 .130	E 3.5 .138		0.65 mm .025 Inch	0.7 mm .027 Inch	1/2 W

# Forming pliers

## High precision forming tools for active components

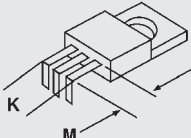
- Safe bending, forming and preparation of component connections, specially for integrated components and power transistors
- High grade tool steel
- Non-reflecting surface
- ESD-safe





 120 mm / 4.724 Inch  
 85 g / 3.00 oz.

- Suitable for bending flat components, contacts, power transistors, Triac connections to a right angle.

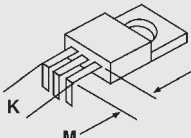
Model	Dimensions in mm/Inch	
	K max.	M
500103A*	15 .590	3 – 12 .118 – .472




 120 mm / 4.724 Inch  
 85 g / 3.00 oz.

- Suitable for cutting and bending Series TO components, diodes and mechanical parts to a right angle.
- Easily adjustable with interchangeable cutting edges.

Model	Dimensions in mm/Inch	
	K max.	M
500210E	11 .433	3.8 – 15 .149 – .590



\*Not available in North America



# Forming pliers

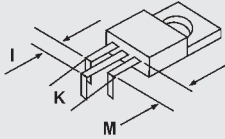
## High precision forming tools for active components



120 mm / 4.724 Inch  
 85 g / 3.00 oz.

- 3 connections, suitable for bending components of Series TO 126, 218, 220 and power transistors through 90° in two rows.
- Adjusted by means of a screw.

Model	Dimensions in mm/Inch		
	K max.	M	I
500104A	13 .512	3.5 – 15 .138 – .590	2.54 .100



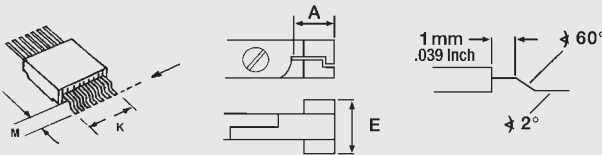
## High precision forming pliers for Flat Packs, Quads



120 mm / 4.724 Inch  
 100 g / 3.53 oz.

- Suitable for bending flat components, contacts, power transistors, Triac connections to a right angle.

Model	Dimensions in mm/Inch		
	A	K max.	M
80013C	17 .669	13 .512	2.8 .110



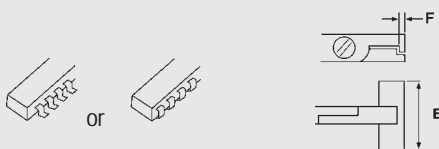
## High precision forming pliers for DIL pins



120 mm / 4.724 Inch  
 98 g / 3.46 oz.

- Suitable for cutting and bending DIL pins through 90° in one operation.
- Up to max. 20 DIL pins.

Model	Dimensions in mm/Inch	
	E	F
809IC	25 .984	0.9 .035



# Special tools

## IC and SMD tools, Fibre optic tools, Vacuum micromanipulator

- IC and SMD tools with precise fine adjustment for inserting, extracting, straightening and cutting IC and SMD components
- High-precision tools for optical fibres for professional stripping, suitable for cutting Kevlar® silks, Vectran™-sheathed wires, etc.
- Vacuum system for precise handling of tiny SMD components and silicon wafers, suitable for assembly and laboratory work





# IC and SMD tools


## IC and SMD tools

- IC and SMD tools for inserting, extracting, straightening and cutting IC and SMD components
- Non-reflecting surface
- ESD-safe





### Inserting and extracting





 120 mm / 4.724 Inch

- One screwdriver included for fine adjustments.

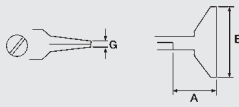
Model	Model	Dimensions in mm/Inch			
		E	505C	505BGC	505BG
505C 	505C	20 .787	pins: 14-16 	28 	28 
	505BGC	36 1.417	Width: .300	.300	.600
	505BG	36 1.417			

### Straightening



 130 mm / 5.118 Inch  
 120 g / 4.24 oz.

- Practical straightening tool, suitable for straightening contacts, DIL/IC connections.
- Up to 16 connections possible.

Model	Dimensions in mm/Inch		
	A	E	G
808G 	23 .905	42 1.653	1 .039

## IC and SMD tools

### Cutting



110 mm / 4.331 Inch  
 48 g / 1.69 oz.

- High-precision tip cutter.
- For connections of SMD micro-packages up to 0.25 mm/.010 Inch, also for pitches smaller than 1/20".
- For  $\mu$  pitches below 0.5 mm/.019 Inch, you will need the 670EPF model.
- Please send component when ordering.

Model	Cut	Dimensions in mm/Inch			
		A	D	E	
670EP	 Flush		10 .394	3 .118	2 .079



115 mm / 4.527 Inch  
 67 g / 2.36 oz.

- High-precision tip cutter, bent.
- Practical rework tool.
- For cutting DIL contacts directly on the component.
- Ideal for densely printed boards.

Model	Cut	Dimensions in mm/Inch		
		A	D	
593AE	 Flush		20 .787	4 .157

### Kit for SMD work



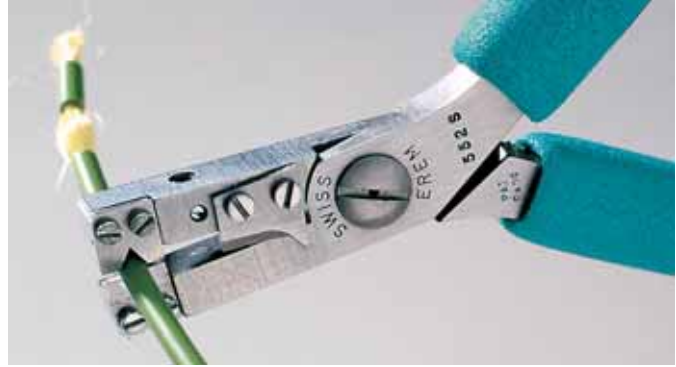
- For SMD assembly and repair applications.
- 6-piece tool kit with monitored discharging ESD handles.
- Special tool steel, non-reflecting surface, resharpenable (cutter).
- High-quality precision tweezers, non-magnetic.
- In an ESD-safe plastic case.

Model	Description
3900KC	Kit for SMD work
contents:	
51SA	Precision tweezers with very pointed tips, bent 30°, relieved; length 115 mm/4.527 Inch
102ACA	SMD tweezers with angled tips and blunted edges, suitable for vertical working with small components; length 115 mm/4.527 Inch
103ACA	SMD tweezers with angled tips and blunted edges for vertical working with small components; length 115 mm/4.527 Inch
150SAMB	SMD tweezers with bent tips 40°, serrated finger grips for gripping small cylindrical parts, dia. 1.2 – 2.5 mm/.047 – .108 Inch; length 120 mm/4.724 Inch
150SAMF	SMD tweezers with straight tips and serrated finger grips for gripping small cylindrical parts, dia. 1.2 – 2.5 mm/.047 – .108 Inch; length 120 mm/4.724 Inch
670EP	High-precision tip cutter for connections of SMD micro-packages up to 0.25 mm/.010 Inch

# Fibre optic tools



## High precision tools for optical fibres

- Suitable for simple and precise stripping of optical fibres
- High grade tool steel
- Non-reflecting surface
- ESD-safe

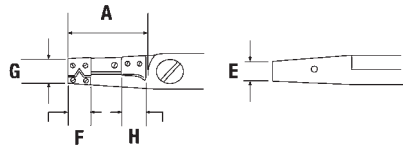


### Side stripping



 120 mm / 4.724 Inch  
 80 g / 2.82 oz.

- Suitable for all types of insulation, Teflon®, Tefzel and optical fibres.
- Unlimited stripping length thanks to side stripping.
- Diameter is set by means of two screws.
- Replaceable cutting blade.





A = jaw length  
 E = width of tips  
 F = depth of interchangeable blades  
 G = total height of both tips  
 H = length of cutting blade

Model	Dimensions in mm/Inch					Wire diameter
	A	E	F	G	H	
552S	21 .827	6.5 .256	6.7 .264	11 .433	9 .354	0.06 mm – 0.60 mm (AWG 42 – 24) .002 Inch – .023 Inch

### Holding / gripping




 120 mm / 4.724 Inch  
 20 g / 0.71 oz.

- Stainless-steel tweezers with synthetic tips (PPS).
- Non-reflecting surface.
- Non-magnetic.

Model	
249SA	Precision tweezers with pointed synthetic tips (PPS) to protect optical fibres and serrated finger grips for secure handling. Volume resistance 16 Ω/cm. Heat-resistant up to 250°C (480°F). Resistant to acids and molten soldering tin. Water-repellent.

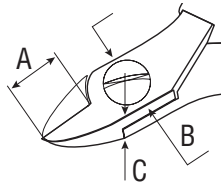
## High precision tools for optical fibres

### Cutting



115 mm / 4.527 Inch  
67 g / 2.36 oz.

■ Side cutter, suitable for cutting Kevlar® silks, Vectran™-sheathed wires, optical fibres and small stainless wires.




A = length of cutting edges  
B = head width  
C = head thickness

Model	Dimensions in mm/Inch		
	A	B	C
599FO	15 .590	10.5	6.5 .256



115 mm / 4.527 Inch  
67 g / 2.36 oz.

■ Side cutter, suitable for cutting Kevlar® silks, Vectran™-sheathed wires, optical fibres and small stainless wires.

Model	Cut	Dimensions in mm/Inch		
		A	B	C
599TFO	 Semi-flush	15 .590	10.5 .413	6.5 .256

# Vacuum micromanipulator

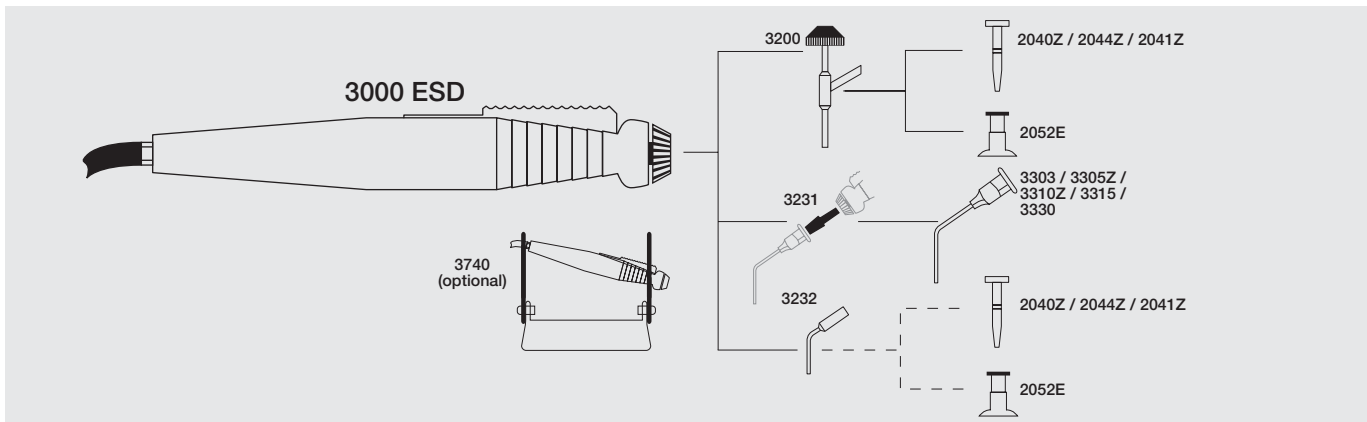
## Vacuum micromanipulator

- Professional vacuum system for precise handling of tiny SMD components and silicon wafers
- Suitable for assembly and laboratory work



### Advantages of the vacuum micromanipulator:

- Easy picking up of components or silicone wafers
- Immediate set-down/release of parts
- Full 360° rotating system
- Direct axial switch for vacuum
- Ergonomic shape reduces hand and wrist fatigue
- ESD-safe



### Handle



140 mm / 5.512 Inch  
35 g / 1.23 oz.

- Ergonomic handle with axial switch, serrated finger grip for secure handling.

Model	Dimensions in mm/Inch	
3000ESD*	Dia. 10 mm .394 Inch	Handle

\*Not available in North America



## Inserts for 3000ESD housing

### Adapters

Model			Description
3200*	25 mm .984 Inch	15 g 0.53 oz.	Stainless-steel adapter, rotatable through 360°, straight suction tip for direct working or as an adapter for suction tips or suction cups
3231*	5 mm .197 Inch	5 g 0.17 oz.	Adapter fix, for working with Series 3300 suction tips
3232*	15 mm total .590 Inch	3 g 0.10 oz.	Adapter fix, for direct working or as an adapter for suction tips 20442/20412 or suction cup 2052E

### Suction tips, straight

- Polyethylene suction tip.
- For working with 3200 or 3232 adapter.

Model		Outside diameter	Inside diameter
2044Z*		1.3 mm .051 Inch	0.9 mm .035 Inch
2041Z*		2.0 mm .078 Inch	1.4 mm .015 Inch

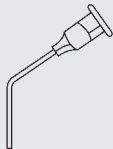


\*Not available in North America

# Vacuum micromanipulator

## Inserts for 3000ESD housing


### Suction needles

- Stainless-steel suction needle.
- Bent 45°.
- For working with 3200 or 3232 adapter.

Model		Outside diameter	Inside diameter
3303*		0.30 mm .011 Inch	0.16 mm .006 Inch
3305Z*		0.50 mm .020 Inch	0.25 mm .019 Inch
3310Z*		1.0 mm .039 Inch	0.65 mm .025 Inch

### Suction cups

- Silicone suction cup.
- For working with 3200 or 3232 adapter.

Model		Diameter
2052E*		4.5 mm .177 Inch

\*Not available in North America

## Inserts for 3000ESD housing

### Accessories

Model	Description
3714Z*	Diaphragm pump 230 V, 5 l/min, max. vacuum –250 mbar
3008ESD*	Tube, flexible, 1.8 m/70.866 Inch, ESD-safe
3717*	Filter for tube 3008ESD
3740*	Table holder for 3000ESD (without accessories)

## Vacuum kit



- Complete accessories for easy pick-up and immediate set-down of components or silicon wafers.
- Set for laboratory work.
- In an ESD-safe plastic case.

Model	Description
3000KCESD*	Vacuum kit
	contents:
	3000ESD Handle
	3200 Adapter, rotatable through 360°
	3231 Adapter fix
	3305Z, 3310Z, 3315 Suction needles
	2052E Suction cup, dia. 4.5 mm / .177 Inch
	KDS 260L Suction cup, dia. 9.5 mm / .374 Inch
	3740 Table holder
	3714Z Diaphragm pump 230 V
	3008ESD Tube, flexible
	3717 Filter
	102ACA SMD tweezers, 115 mm / 4.527 Inch, with bent tips and blunted edges. For vertical working with small components. Stainless steel, non-reflecting surface, non-magnetic.

\*Not available in North America

# Kits

## Swiss high precision tools in a kit

- Large selection of tool kits with high-quality precision tools
- Optimum combination of suitable precision tools for many applications, e.g. in microelectronics, medicine or biology
- Precision tools in an ESD-safe plastic case with padded foam inlay





# Kits

## Swiss high precision tools in a kit

### Erem Toolset Universal



- For use in electronics assembly, the watchmaking industry, medicine or dentistry.
- 11-piece tool kit with monitored discharging ESD handles.
- Special tool steel, non-reflecting surface, resharpenable (cutter).
- High-quality precision tweezers, non-magnetic, for assembly work in electronics and light engineering.
- Precision screwdriver with hardened, durable tips, for precision working in confined areas.
- In an ESD-safe plastic case.

Model	Description
3600KU*	Erem Toolset Universal

#### contents:

XP600	Precision-screwdriver set for electronics	4 regular screwdrivers: 1.5 x 60 mm/.059 x 2.362 Inch, 2.0 x 60 mm/.078 x 2.362 Inch, 2.5 x 60 mm/.098 x 2.362 Inch, 3.0 x 60 mm/.118 x 2.362 Inch, 2 Phillips screwdrivers No. 0 and No. 00
2412E	Series 2400 MagicSense side cutter, semi-flush, oval head	Robust head for universal use, hard wire 0.5 mm/.019 Inch, medium hardness 1.0 mm/.039 Inch, Cu 1.6 mm/.066 Inch
2442P	Series 2400 MagicSense flat nose pliers	With smooth jaws, precision-machined edges, e.g. for gripping flat workpieces
622NB	Tip cutter, flush, relieved, long, fine head	Miniature cutter for excellent access, flush, medium hardness 0.6 mm/.023 Inch, Cu 0.8 mm/.031 Inch
AASA	Precision tweezers	Pointed tips straight, special stainless steel, non-magnetic
2ASASL	Precision tweezers	With flat rounded tips, tip widths 2 mm/.078 Inch, special stainless steel, non-magnetic

\*Not available in North America

## Swiss high precision tools in a kit

### Erem Toolset SMD



- For SMD assembly and repair applications.
- 6-piece tool kit with monitored discharging ESD handles.
- Special tool steel, non-reflecting surface, resharpenable (cutter).
- High-quality precision tweezers, non-magnetic, for SMD work.
- In an ESD-safe plastic case.

Model	Description
3900KC*	Erem Toolset SMD

#### contents:

51SA	Precision tweezers		With very pointed tips, angled 30°, relieved
102ACA	SMD precision tweezers		Tip width 0.5 mm/.019 Inch, angled 45°
103ACA	SMD precision tweezers		Tip width 1 mm/.039 Inch, angled 45°
150SAMB	SMD precision tweezers		With round tips, dia. 1.2 mm – 2.5 mm/.047 Inch – .098 Inch, angled 40°, serrated finger grips for gripping cylindrical components
150SAMF	SMD precision tweezers		With round, very narrow tips, dia. 1.2 mm – 2.5 mm/.047 Inch – .098 Inch, serrated finger grips
670EP	Miniature tip cutter, flush, relieved head		For SMD and micro-package contacts up to 0.25 mm/.010 Inch

\*Not available in North America

# Kits

## Swiss high precision tools in a kit

### Erem 2450K Toolset SMD



- 3-piece tool kit in an ESD-safe plastic case.
- MagicSense moulded handle with soft touch for increased comfort and grip.
- Induction-hardened cutting edges in Rockwell hardness 64-65 HRC, high grade of hardness for exceptionally long life.
- High grade tool steel, non-reflecting surface, ESD-safe, resharpenable.
- Internal patented Erem Magic Spring: constant spring force, guarantees more than 1 million operations.
- EMOS maximum opening stop: the limited extent to which the handles can open prevent user hand fatigue.

Model	Description
2450K*	Erem Toolset SMD

#### contents:

2412E	Series 2400 MagicSense side cutter, semi-flush, oval head	Robust head for universal use, hard wire 0.5 mm/.019 Inch, medium hardness 1.0 mm/.039 Inch, Cu 1.6 mm/.062 Inch
510AE	Stripping pliers	Suitable for all types of insulation and optical fibres, integral side cutting blade
2411P	Series 2400 MagicSense needle nose pliers	Smooth, rounded jaws

\*Not available in North America



## Swiss high precision tools in a kit

### Erem 2400 MagicSense



- For use in electronics, PCB assembly, wire and connection handling.
- 3-piece tool kit.
- MagicSense moulded handle with soft touch for increased comfort and grip.
- Induction-hardened cutting edges in Rockwell hardness 64-65 HRC, high grade of hardness for exceptionally long life.
- High grade tool steel, non-reflecting surface, ESD-safe, resharpenable.
- In an ESD-safe plastic case.

Model	Description
2400KMS*	Erem 2400 MagicSense

contents:

2412E	Series 2400 MagicSense side cutter, semi-flush, oval head	Robust head for universal use, hard wire 0.5 mm/.019 Inch, medium hardness 1.0 mm/.039 Inch, Cu 1.6 mm/.062 Inch
2482E	Series 2400 MagicSense tip cutter, flush, narrow head	Angled 45°, ideally suitable for working on printed-circuit boards, component connections, can be used in both 90° and 180° applications
2411P	Series 2400 MagicSense needle nose pliers	Smooth, rounded jaws

\*Not available in North America

## Swiss high precision tweezers in a kit

### Erem Tweezers Prime Selection



- High-quality precision tweezers for use in microelectronics, light engineering, laboratory work, biology and medicine.
- 3-piece tweezer kit.
- Special stainless steel, non-magnetic, non-rusting, acid-proof.
- In an ESD-safe plastic case.

Model	Description
3300TPS*	Erem Tweezers Prime Selection

#### contents:

3SA	Precision tweezers	With pointed tips straight
2ASA	Precision tweezers	With flat rounded tips for gripping smaller components, tip width 2 mm/.078 Inch
7SA	Precision tweezers	Curved, relieved, with pointed tips

\*Not available in North America

## Swiss high precision tweezers in a kit

### Erem SMD Tweezers – Universal



- High-quality precision tweezers for SMD work with assorted shapes of chip, SOT, MELFs, mini MELFs, flatpacks.
- 4-piece tweezer kit.
- Blunted edges prevent PCB damage.
- Special stainless steel, non-magnetic, non-rusting, acid-proof.
- In an ESD-safe plastic case.

Model	Description		
3400TSMU*	Erem SMD Tweezers – Universal		
<b>contents:</b>			
103ACA	SMD precision tweezers		Angled 45°, tip width 0.5 mm/.019 Inch
150SAMF	SMD precision tweezers		With round tips, angled 40°, serrated finger grips for secure handling, for gripping cylindrical components
102ACAX	SMD precision tweezers		With angled pointed tips for vertical use, reverse clamping action for easy handling
7SA	Precision tweezers		Curved, relieved, with pointed tips

\*Not available in North America

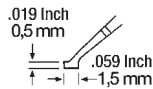
## Swiss high precision tweezers in a kit

### Erem Premium Tweezers



- High-quality precision tweezers for microelectronics, light engineering and SMD work.
- 5-piece tweezer kit.
- Blunted edges prevent PCB damage.
- Special stainless steel, non-magnetic, non-rusting, acid-proof.
- In an ESD-safe plastic case.

Model	Description	
3500TP*	Erem Premium Tweezers	
contents:		
3SA	Precision tweezers	With pointed tips straight
2ASA	Precision tweezers	With flat rounded tips for gripping small components, tip width 2 mm/.078 Inch
7SA	Precision tweezers	Curved, relieved, with pointed tips
102ACA	SMD precision tweezers	Tip width 0.5 mm/.019 Inch, angled 45°
15AGW	Cutting tweezers	With narrow oblique head, for soft wires, hardened cutting edges for increased service life



\*Not available in North America

## Swiss high precision tools in a kit

### Vacuum kit



- Complete accessories for easy pick-up and immediate set-down of components or silicon wafers.
- Set for laboratory work.
- In an ESD-safe plastic case.

Model	Description	
3000KCESD*	Vacuum kit	
contents:		
3000ESD	Handle	Size: 400 x 320 x 150 mm/15.748 x 12.598 x 5.905 Inch, 2.2 kg, with axial switch, ergonomic, serrated finger grip
3200	Adapter, rotatable through 360°	Stainless-steel adapter, rotatable through 360°, straight suction tip for direct working or as an adapter for section tips or suction cups
3231	Adapter fix	For working with 3300 suction tips
3305Z, 3310Z, 3315	Suction needles, 45°, stainless steel	For working 3231 adapter
2052E	Suction cup, dia. 4.5 mm / .177 Inch, silicone	For working with 3200 or 3232 adapter
KDS 260L	Suction cup, dia. 9.5 mm / .374 Inch	
3740	Table holder	
3714Z	Diaphragm pump	230 V, 5 l/min, max. vacuum –250 mbar
3008ESD	Tube, flexible,	1.8 m, ESD-safe
3717		Filter for tube 3008ESD
102ACA	SMD tweezers	115 mm/4.527 Inch, with curved tips and blunted edges, for vertical working with small components, stainless steel, non-reflecting surface, non-magnetic

\*Not available in North America

# Index

547	72	249SA	15, 86	522N	37, 39, 51	622NA	37, 38, 44
3200	89, 90, 91, 101	24SA	19	52ASA	20	622NB	36, 38, 44, 94
3231	89, 91, 101	258SA	17	530E06 as 539E060 in North America	68	622TX	39, 61
3232	89, 90	25SA	20	530E08	68	632N	38, 43
3303	90	29SA	15	530E10	68	632NCF	36, 37, 40, 44, 65
3315	91, 101	29W30	28	530E12	68	64SA	14
3717	91, 101	29Y30	28	530E13	68	65ASA	19
3740	91, 101	29Y32	28	530E15	68	670E	36, 38, 45
50788	79	29Y34	28	530E15A	69	670EP	36, 38, 40, 42, 45, 85, 95
00BSA	14	29Y36	28	530E18	69	670EPF	36, 38, 42, 45
00CSA	14	29Y40	28	530E20	69	676E	36, 38, 44
00SA	13	2ASA	20	531E Order as 531 in North America	73	776E	36, 38
00SASL	14	2ASARU	20	532N	37, 39, 51	779E	44
024C	29	2ASASL	20, 94, 98, 100	53CSA	13	792E	36, 39, 54
102ACA	22, 85, 91, 95, 100, 101	2ASASLT	11, 20	542E Order as 542 in North America	73	7SA	19, 98, 99, 100
102ACAX	22, 99	2SA	17	543E Order as 543 in North America	72	7SASL	19
103ACA	22, 85, 95, 99	2SASL	17	544D	73	80013C	81
11N	14	3000ESD	88, 91, 101	544E Order as 544 in North America	73	808G	84
141SAHP	27	3000KCESD	91, 101	549E	69	809IC	81
141SAP	27	3008ESD	91, 101	549E10	69	812N	37, 39, 57
147A	64	30SA	19	552E	77	822N	37, 39, 57
147AT	64	32BSA	24	552S	77, 86	884E	36, 39, 62
1500BSF	66	32BSA20	24	554A	78	884EPCM	64
1503E	67	32BSA25	24	554E Order as 554 in North America	78	886E	37, 39, 62
150SA	23	3300TPS	98	554TX	79	896E	57
150SAD	23	3305Z	90, 91, 101	555E	36, 39, 53	896N	37, 39
150SAMB	24, 85, 95	3310Z	90, 91, 101	570E	36, 39, 55	91SA	26
150SAMF	23, 85, 95, 99	3400TSMDU	99	572E	36, 39, 53	940AS	11, 25
1512N	66	3500TP	100	573E	36, 39, 55	AAS	14
151SA	23	3600KU	94	573EB	69	AASA	14, 94
1522N	66	3714Z	91, 101	575E	36, 39, 54	AASASL	14
1522NA	67	3900KC	85, 95	576TX	39, 41, 63	AAZ	14
1522NB	67	39SA	23	576TX1	39, 62	ACSA	12
15AGS	27	3CBS	18	577E	37, 39, 52	AM	15
15AGW	27, 100	3CS	13	582E	36, 39, 53	E00DSA	21
1SA	13	3CSA	13	582EW	39, 53	E00SA	21
1SASL	13	3CSASL	13	592E	36, 39, 54	E15AWG	9, 21
2041Z	89	3CTA	11, 13	593AE	36, 39, 54, 85	E2ASA	21
2044Z	89	3SA	13, 98, 100	595E	37, 39, 52	E3CSA	21
2052E	90, 91, 101	3SASL	13	595T	39, 62	E5SA	21
20AS	12	40SA	23	595TF	39, 62	E7SA	21
21SA	15	432E	73	599E	37, 51	E00DSA	9
2400KMS	97	4SA	16	599FO	65, 87	KDS260L	91, 101
2403E	37, 38, 48	4SASL	16	599T	39, 61	M4AS	16
2404E	37, 38, 48	500103A	80	599TF	39, 61	M5S	10, 12
2411P	74, 96, 97	500104A	81	599TFO	41, 65, 87	RRS	15
2411PD	74	500210E	80	5ASA	19	SSSA	15
2412E	37, 38, 47, 94, 96, 97	503E	37, 39, 52	5ASASL	19	XB29W301	28
2422E	37, 38, 47	503ET	39, 63	5BSA	18	XP600	94
2432E	37, 38, 47	503ETF	39, 63	5CSA	18		
2442P	75, 94	504AE	39, 52	5FSA	10, 17		
2443P	75	504E	37	5MBS	10, 17		
2450K	96	505BGC	84	5SA	17		
2470E	36, 38, 49	505C	84	5SASL	17		
2475E	36, 38, 49	50789Z	79	600ASA	26		
2476TX	39, 63	510AE	76, 96	600JSA	26		
2476TX1	39, 62	512E	37, 39, 51	607EPF	40		
2477E	37, 38, 48	512N	37, 39, 51	608ASA	26		
2482E	36, 38, 49, 97	51SA	18, 85, 95	612N	37, 38, 43		
249CER	15	51SASL	19	622N	37, 38, 43		

## Explanation of symbols

### Dimensions



Length



Weight



Angle

### Cut shape



Semi-flush



Flush



Super full flush

## Identification letters

<b>E (Prefix)</b>	Ergonomic handles
<b>M</b>	Brass, soft material for protecting against damage, no sparks
<b>N</b>	Nickel-silver, absolutely non-magnetic
<b>PYR</b>	Pyroplast coating
<b>RU</b>	Anti-stick coating
<b>S</b>	Stainless steel
<b>SA, CA</b>	Special stainless steel, non-magnetic, acid-proof
<b>SL</b>	Economy model
<b>TA</b>	Titanium, non-magnetic, very light, heat-resistant
<b>Z</b>	Nickel-coated
<b>None</b>	Hardened steel

GERMANY

**Cooper Tools GmbH**

Carl-Benz-Str. 2  
74354 Besigheim  
Tel: (07143) 580-0  
Fax: (07143) 580-108

GREAT BRITAIN

**Cooper Tools**

A Division of Cooper (GB) Ltd.  
4<sup>th</sup> Floor Pennine House  
Washington, Tyne & Wear  
NE37 1LY  
Tel: (0191) 419 7700  
Fax: (0191) 417 9421

FRANCE

**Cooper Tools S.A.S.**

25 Rue Maurice Chevalier BP 46  
77832 Ozoir-la-Ferrière Cedex  
Tel: (01) 60.18.55.40  
Fax: (01) 64.40.33.05

ITALY

**Cooper Italia S.r.l.**

Viale Europa 80  
20090 Cusago (MI)  
Tel: (02) 9033101  
Fax: (02) 90394231

SWITZERLAND

**Erem S.A.**

Rue de la Roselière 8  
1400 Yverdon-les-Bains  
Tel: (024) 426 12 06  
Fax: (024) 425 09 77

USA

**Cooper Hand Tools**

**World Headquarters**

1000 Lufkin Road  
Apex, NC 27539 USA  
Tel: (919) 387 0099  
Fax: (919) 387 2614

CANADA

**Cooper Hand Tools – Canada**

164 Innisfil Street  
Barrie, Ontario  
Canada L4N 3E7  
Tel: (705) 728 5564  
Fax: (800) 403 8665

CHINA

**Cooper Hand Tools**

18<sup>th</sup> Floor, Yu An Building  
738 Dongfang Road  
Pudong, Shanghai  
200122 China  
Tel: (21) 5111 8300  
Fax: (21) 5111 8446

AUSTRALIA

**Cooper Tools Pty. Limited**

P.O. Box 366  
519 Nurigong Street  
Albury, N.S.W. 2640  
Australia  
Tel: (2) 6058-0300  
Fax: (2) 6021-7403

[www.cooperhandtools.com/europe](http://www.cooperhandtools.com/europe)  
[www.weller.eu](http://www.weller.eu)



